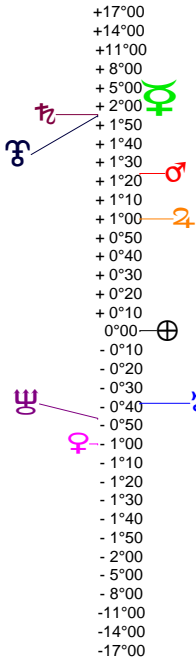
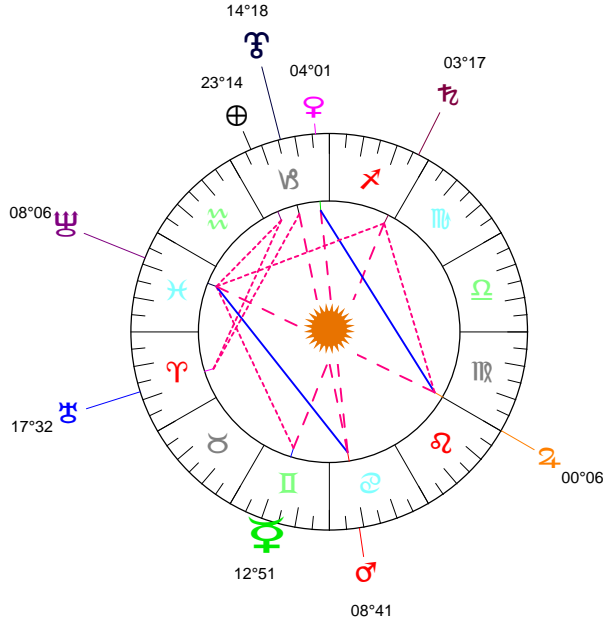


15 07 16 NL - 16/07/2015 à 01h24m12 (GMT) LEYMARIE 44N36 - 002E12

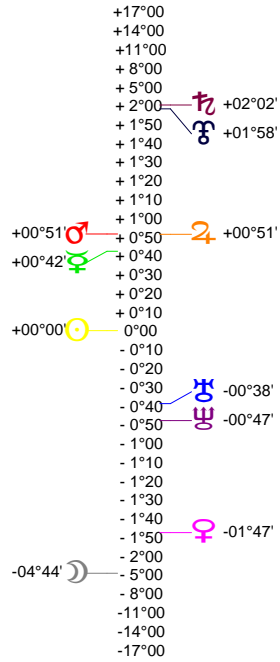
Latitudes héliocentriques



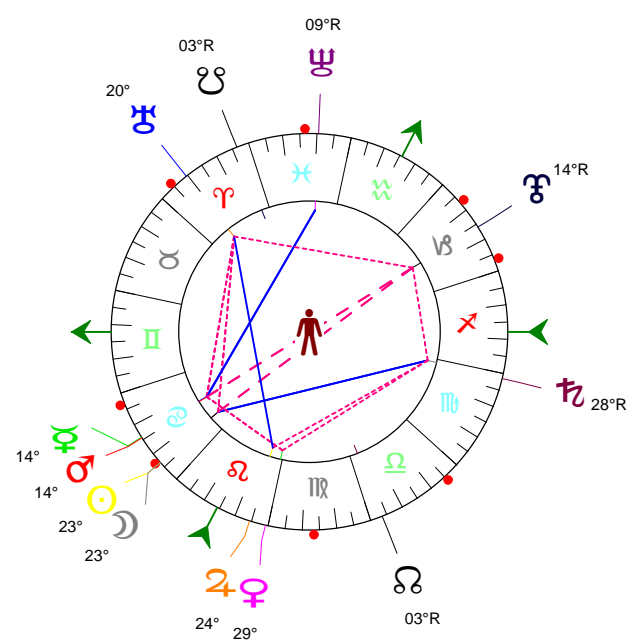
Sphère hélio-écliptique - Intégration



Latitudes géo-écliptiques



Sphère topo-géo-écliptique - Relation



Distances au Soleil en UA

☉	1.016	-
☽	0.308	->
♃	0.727	+
♄	1.590	+
♅	5.378	+
♆	9.987	+
♇	19.990	-
♁	29.964	-
♂	32.909	+

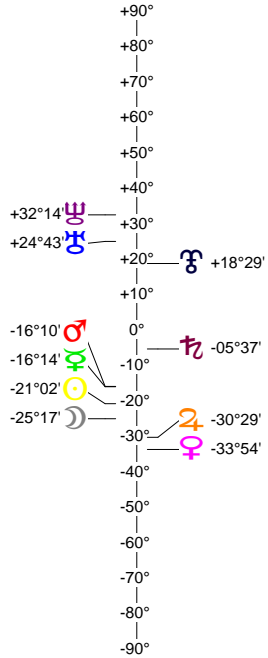
Maisons Placidus

I-VII	12II×05
II-VIII	03♁♁21
III-IX	22♁♁39
IV-X	14♁♁21
V-XI	13♁♁21
VI-XII	25♁♁09

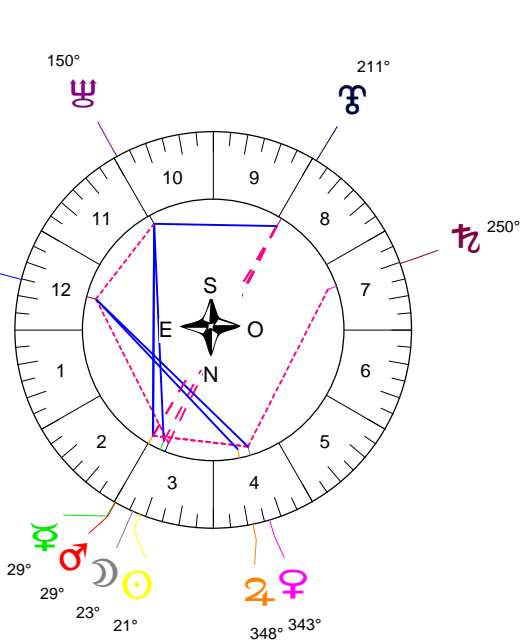
Rétrogradations

♃	du 14 03 15 au 02 08 15
♄	du 12 06 15 au 18 11 15
♅	du 17 04 15 au 25 09 15

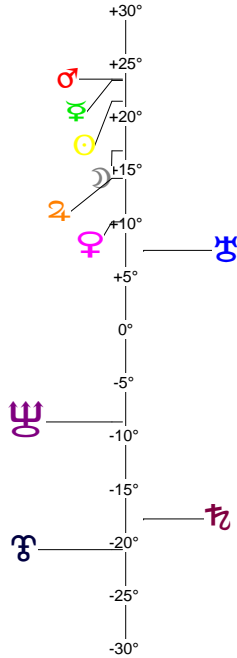
Hauteurs



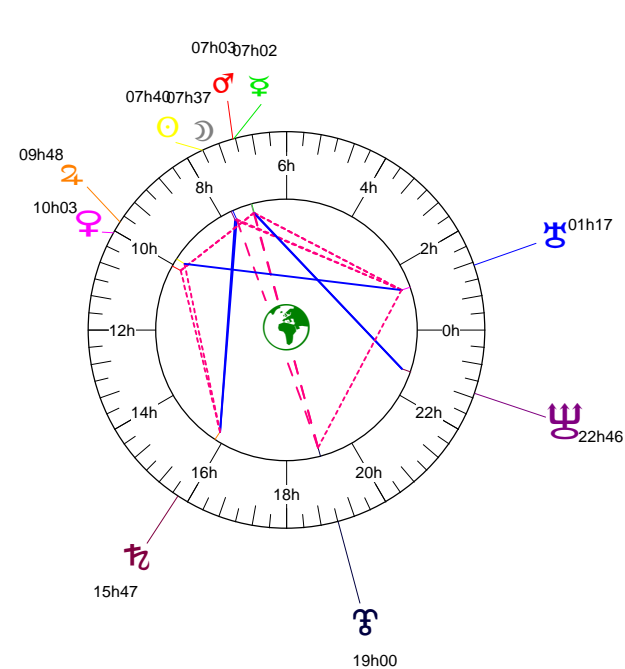
Sphère locale - Sujet



Déclinaisons



Sphère géo-équatoriale - Objet



Distances à la Terre en UA

☉	1.016	-
☽	392 765 km	+
♃	1.266	+
♄	0.408	-
♅	2.586	-
♆	6.221	+
♇	9.366	+
♁	19.915	-
♂	29.252	-
♁♂	31.906	+

IG relatives

	Héliocentr.	Géocentr.
☉	1	-1
☽	100	5
♃	11	38
♄	22	0
♅	14	5
♆	11	45
♇	5	35
♁	62	77
♂	65	65