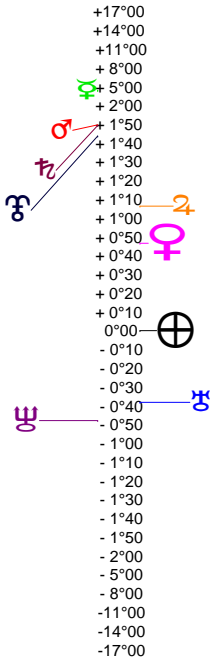
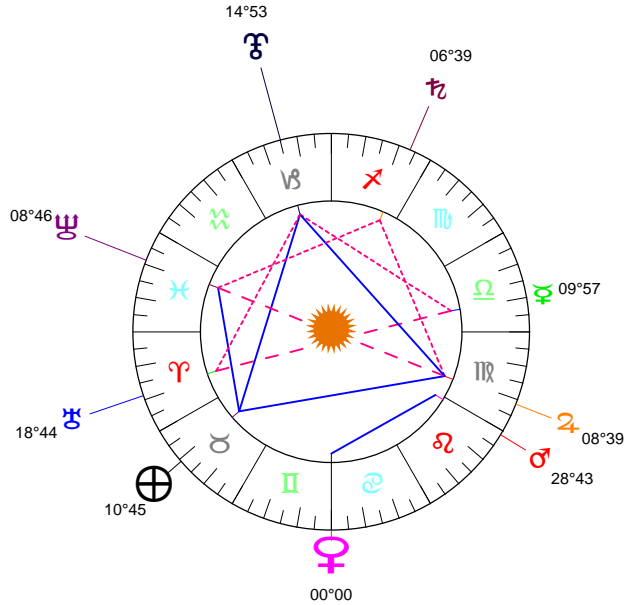


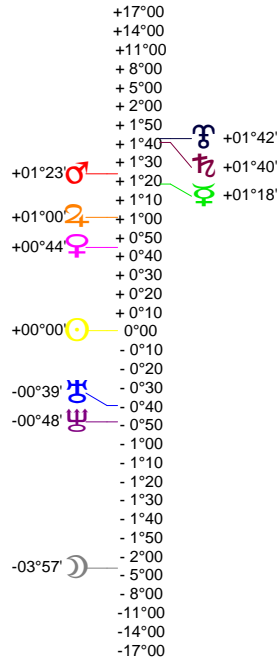
Latitudes héliocentriques



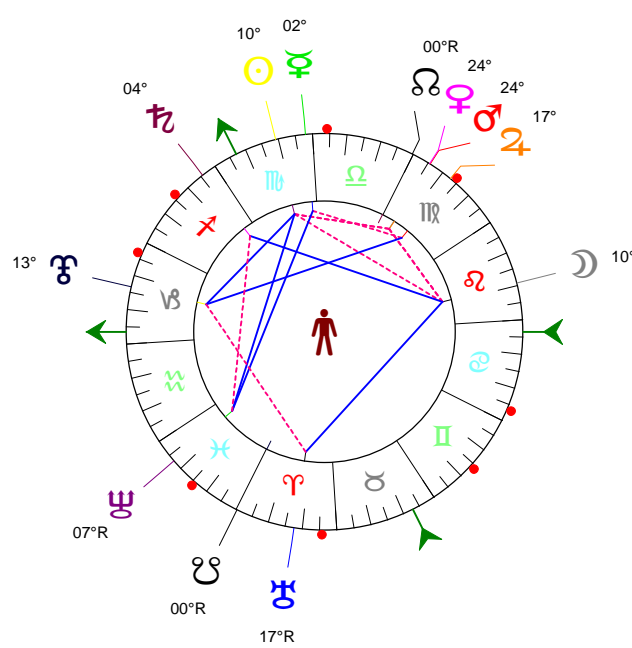
Sphère hélio-écliptique - Intégration



Latitudes géo-écliptiques



Sphère topo-géo-écliptique - Relation



Distances au Soleil en UA

☉	0.992	-
☽	0.402	+
♁	0.720	-
♂	1.665	-
♀	5.404	+
♃	10.003	+
♄	19.980	-
♅	29.961	-
♆	32.977	+

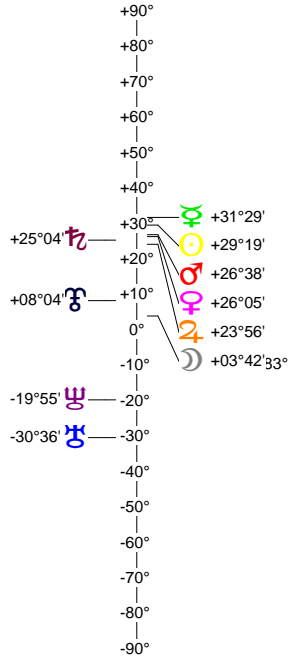
Maisons Placidus

I-VII	26♁♂29
II-VIII	15♁♂43
III-IX	25♁♂47
IV-X	22♁♂58
V-XI	13♁♂55
VI-XII	03♁♂26

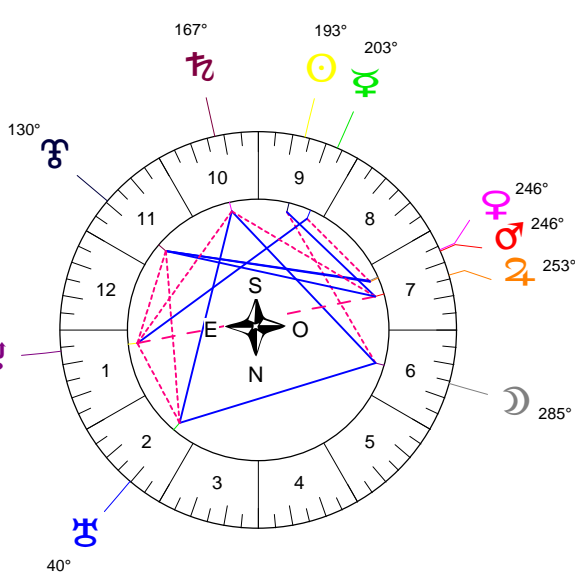
Rétrogradations

♁	du 26 07 15 au 26 12 15
♂	du 12 06 15 au 18 11 15

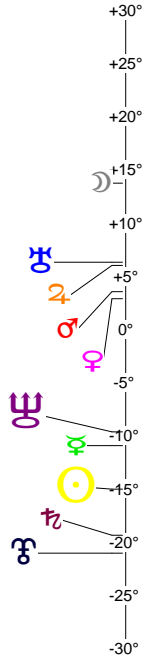
Hauteurs



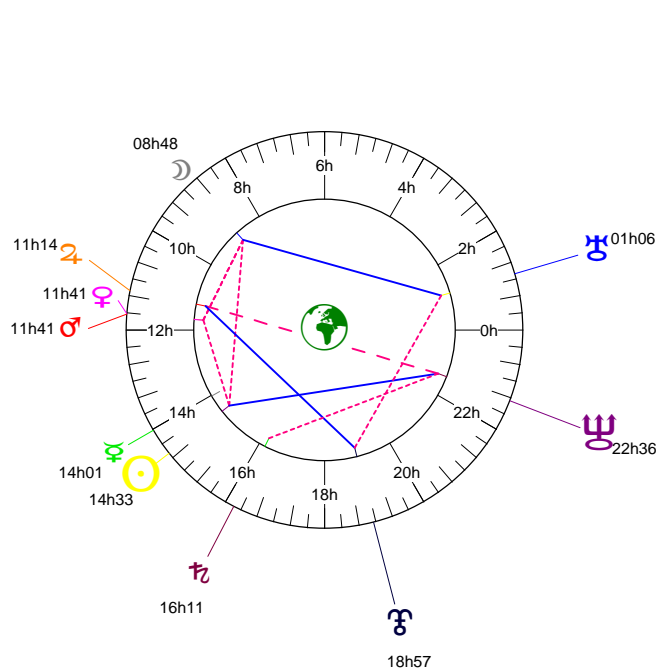
Sphère locale - Sujet



Déclinaisons



Sphère géo-équatoriale - Objet



Distances à la Terre en UA

☉	0.992	-
☽	395 231 km	+
♁	1.352	+>
♂	0.755	+
♀	2.185	-
♃	5.933	-
♄	10.904	+
♅	19.065	+
♆	29.508	+
♁♂	33.422	+

IG relatives

Héliocentr.	Géocentr.
☉	73
☽	72
♁	21
♂	3
♀	10
♃	1
♄	11
♅	5
♆	65
♁♂	67
♁♂	56