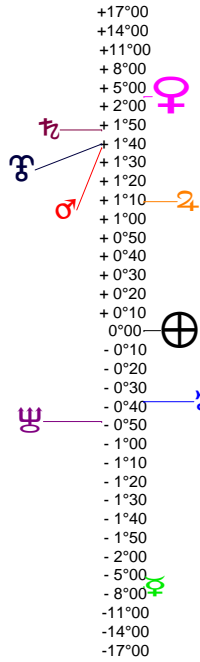
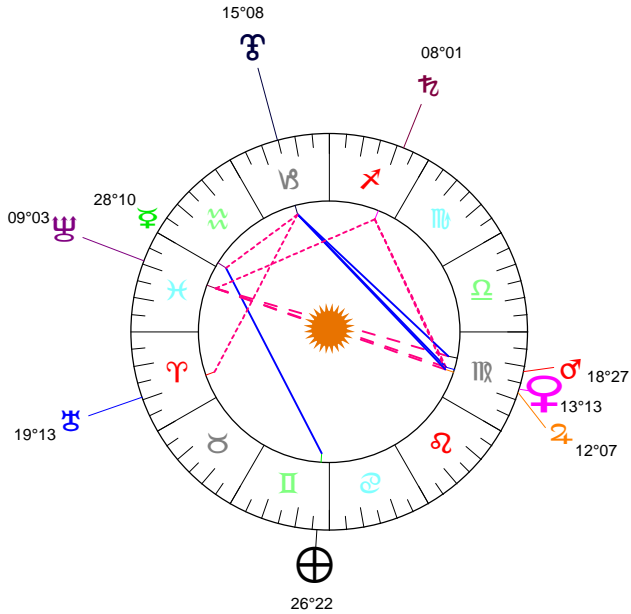


15 12 18 PQ - 18/12/2015 à 15h14m10 (GMT) LEYMARIE 44N36 - 002E12

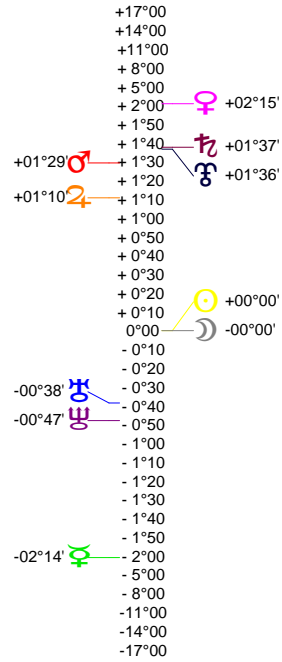
Latitudes héliocentriques



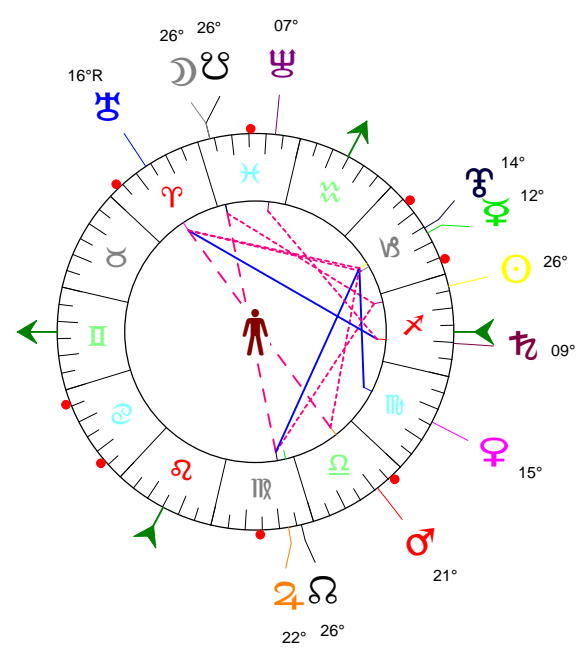
Sphère hélio-écliptique - Intégration



Latitudes géo-écliptiques



Sphère topo-géo-écliptique - Relation



Distances au Soleil en UA

☉	0.984	-
☽	0.398	-
♃	0.719	+
♄	1.662	-
♅	5.413	+
♁	10.009	+
♂	19.976	-
♆	29.960	-
♇	33.005	+

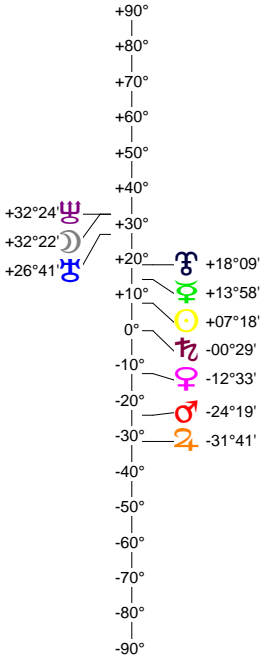
Maisons Placidus

I-VII	13II×00
II-VIII	04♁♁06
III-IX	23♁♁23
IV-X	15♁♁11
V-XI	14♁♁23
VI-XII	26♁♁21

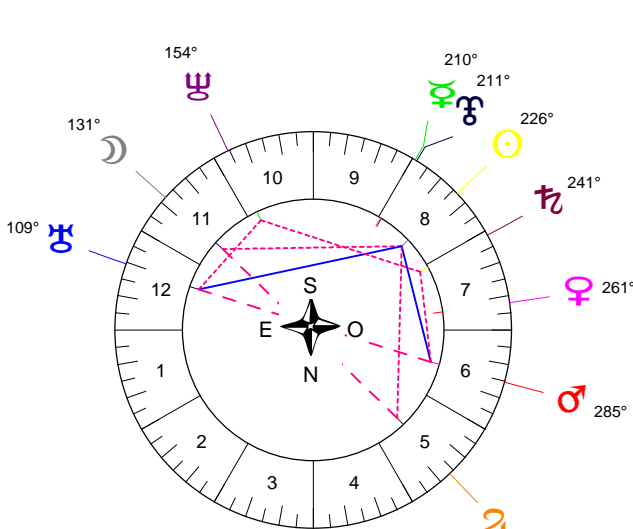
Rétrogradations

♁ du 26 07 15 au 26 12 15

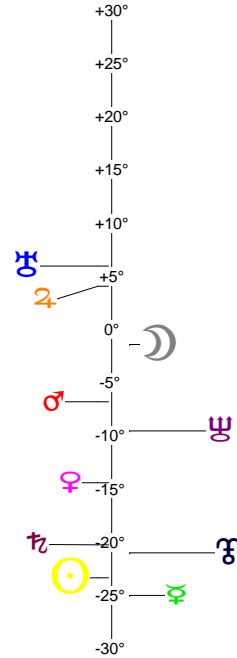
Hauteurs



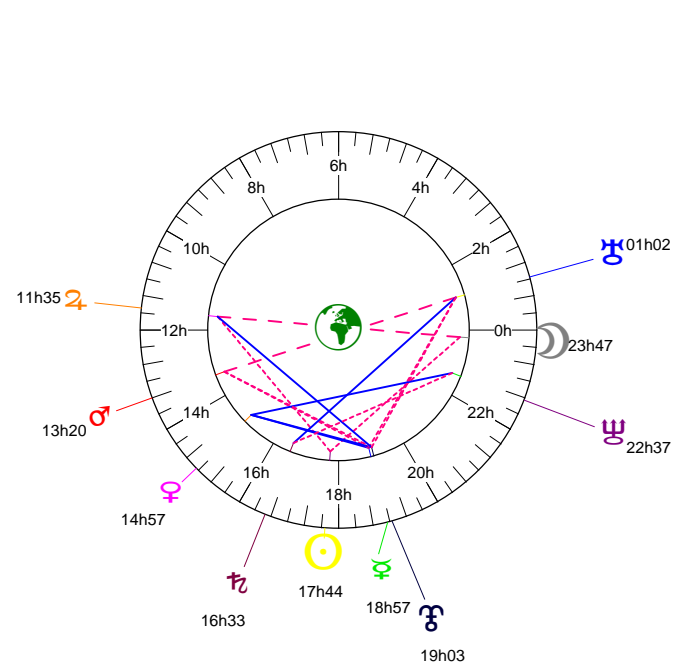
Sphère locale - Sujet



Déclinaisons



Sphère géo-équatoriale - Objet



Distances à la Terre en UA

☉	0.984	-
☽	370 960 km	-
♃	1.223	-
♄	1.079	-
♅	1.811	-
♁	5.258	-
♂	10.947	-
♆	19.615	-
♇	30.268	+
♈	33.938	+

IG relatives

Héliocentr.	♃	♄	♅	♁	♂	♆	♇	Géocentr.	☉	☽	♃	♄	♅	♁	♂	♆	♇
98	98																
29	7																
93	4																
1	2																
8	30																
9	4																
6	45																
63	39																
64	53																