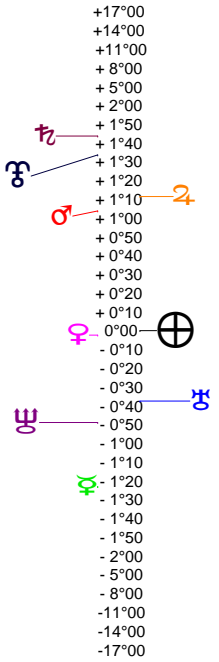
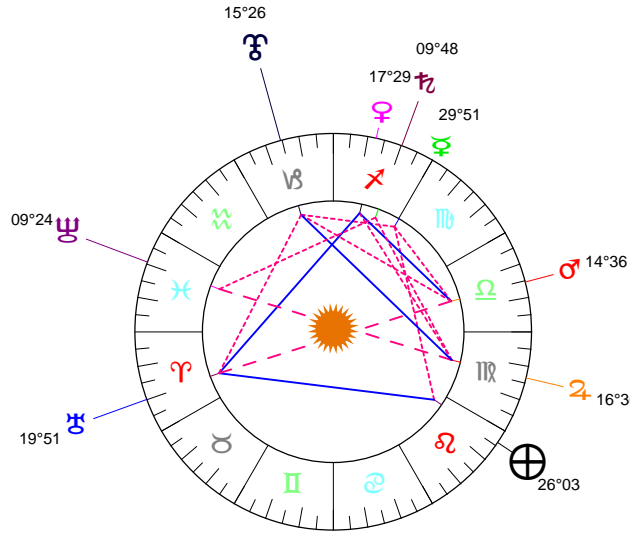


16 02 15 PQ - 15/02/2016 à 07h46m20 (GMT) LEYMARIE 44N36 - 002E12

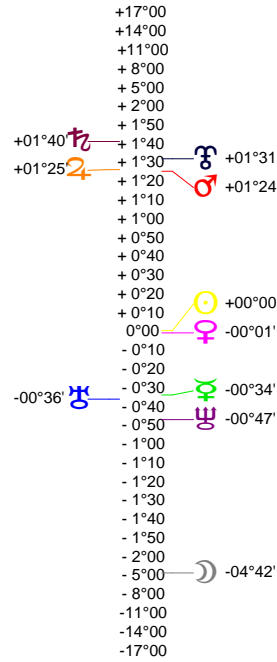
Latitudes héliocentriques



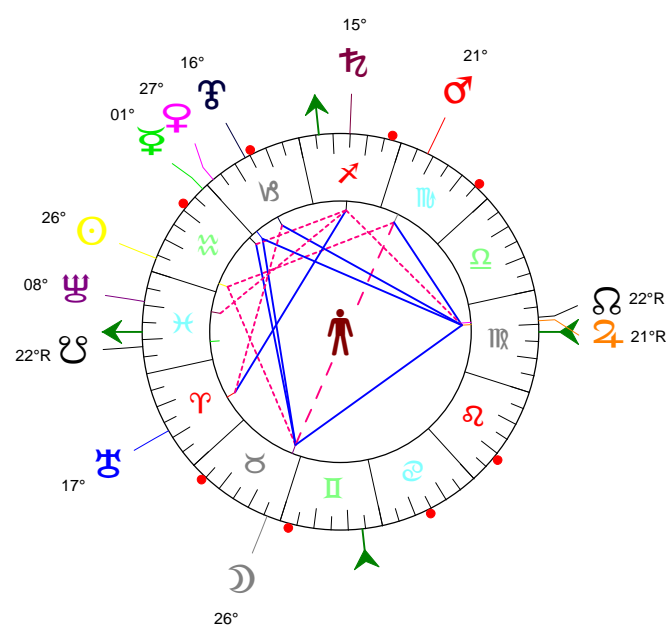
Sphère hélio-écliptique - Intégration



Latitudes géo-écliptiques



Sphère topo-géo-écliptique - Relation



Distances au Soleil en UA

☉	0.988	+
☽	0.461	+
♃	0.726	+
♄	1.630	-
♅	5.424	+
♆	10.016	+
♇	19.971	-
♁	29.959	-
♂	33.042	+

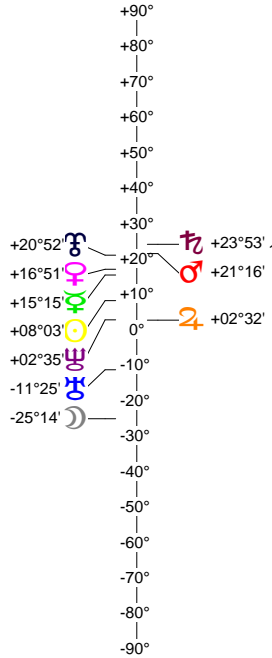
Maisons Placidus

I-VII	17♁1747
II-VIII	04♄138
III-IX	02♂154
IV-X	24♂104
V-XI	14♄13
VI-XII	08♁134

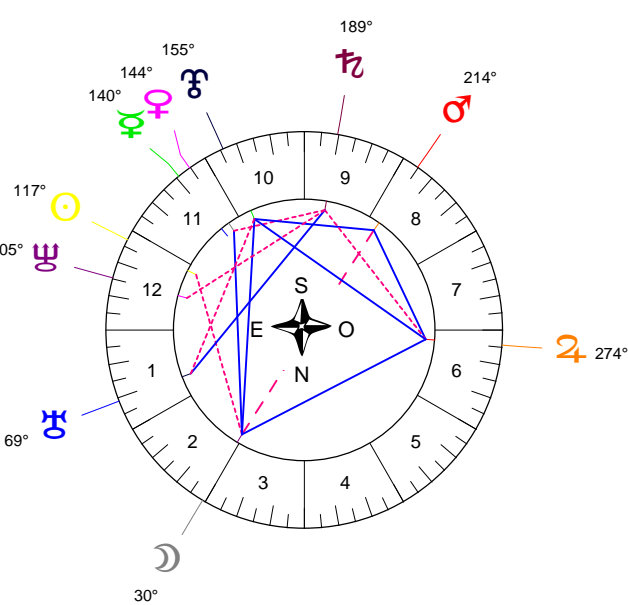
Rétrogradations

♄ du 08 01 16 au 09 05 16

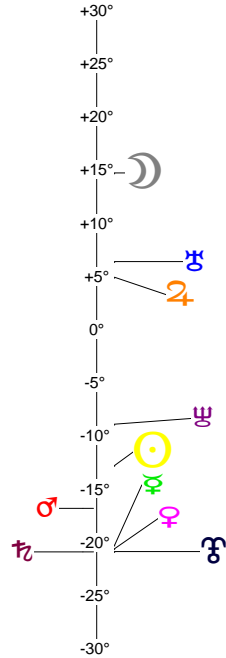
Hauteurs



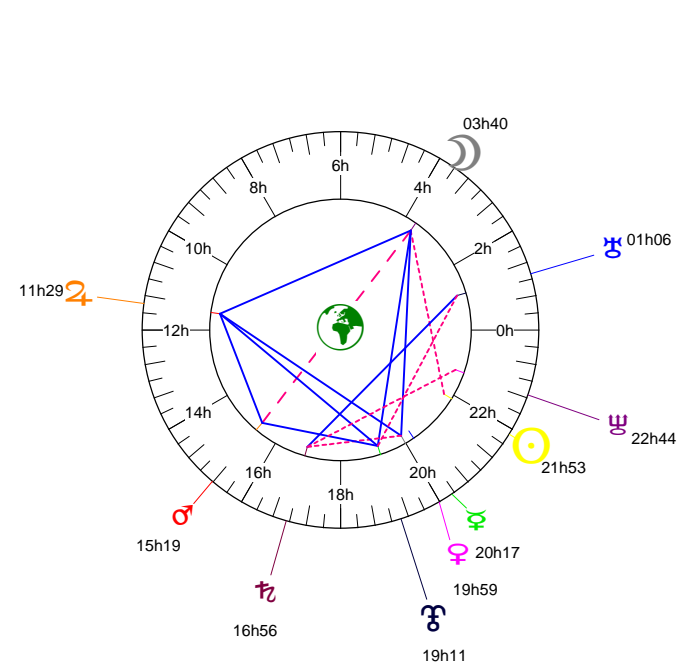
Sphère locale - Sujet



Déclinaisons



Sphère géo-équatoriale - Objet



Distances à la Terre en UA

☉	0.988	+
☽	373 113 km	+
♃	1.117	+
♄	1.424	+
♅	1.225	-
♆	4.513	-
♇	10.296	-
♁	20.570	+
♂	30.920	+
♁	33.797	-

IG relatives

Héliocentr.	Géocentr.
☉	86
☽	86
♃	74
♄	11
♅	1
♆	7
♇	62
♁	18
♂	15
♁	16
♁	54