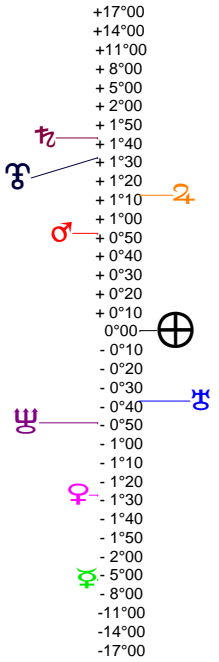
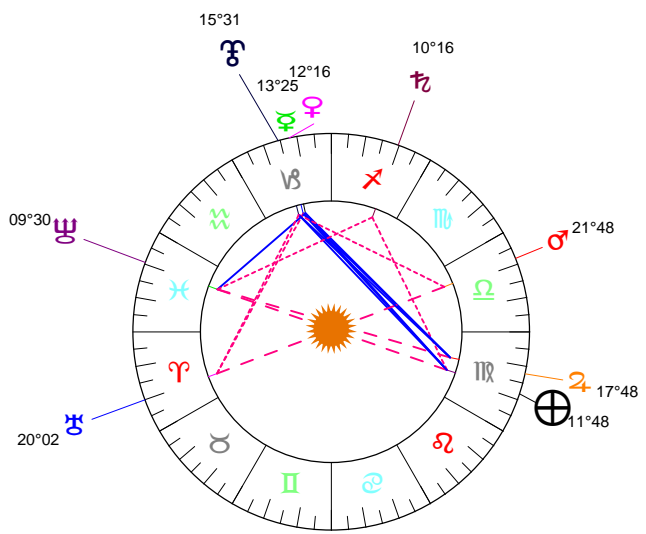


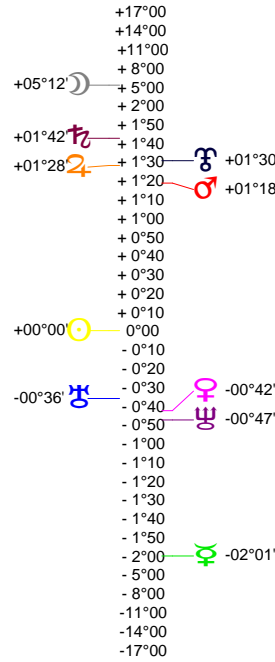
Latitudes héliocentriques



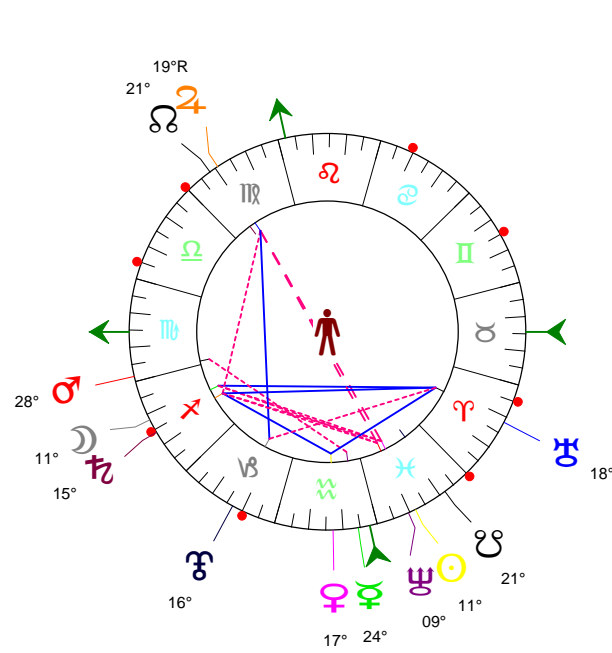
Sphère hélio-écliptique - Intégration



Latitudes géo-écliptiques



Sphère topo-géo-écliptique - Relation



Distances au Soleil en UA

☉	0.991	+
☽	0.455	-
♂	0.728	+
♀	1.616	-
♁	5.427	+
♂	10.018	+
♁	19.970	-
♁	29.958	-
♁	33.051	+

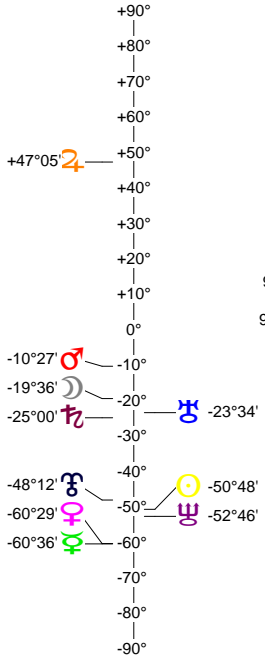
Maisons Placidus

I-VII	15♁♁30
II-VIII	15×II07
III-IX	20♁♁34
IV-X	27♁♁50
V-XI	00♁♁00
VI-XII	25♁♁19

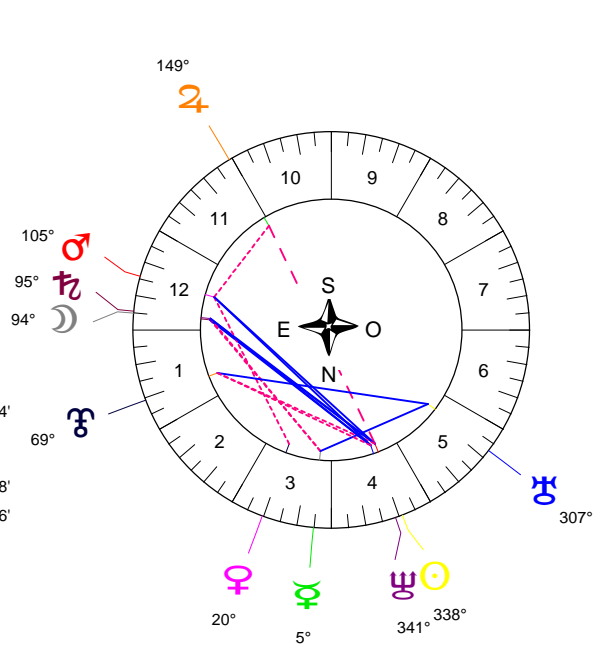
Rétrogradations

♁ du 08 01 16 au 09 05 16

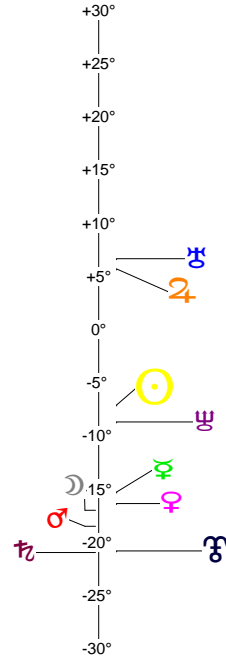
Hauteurs



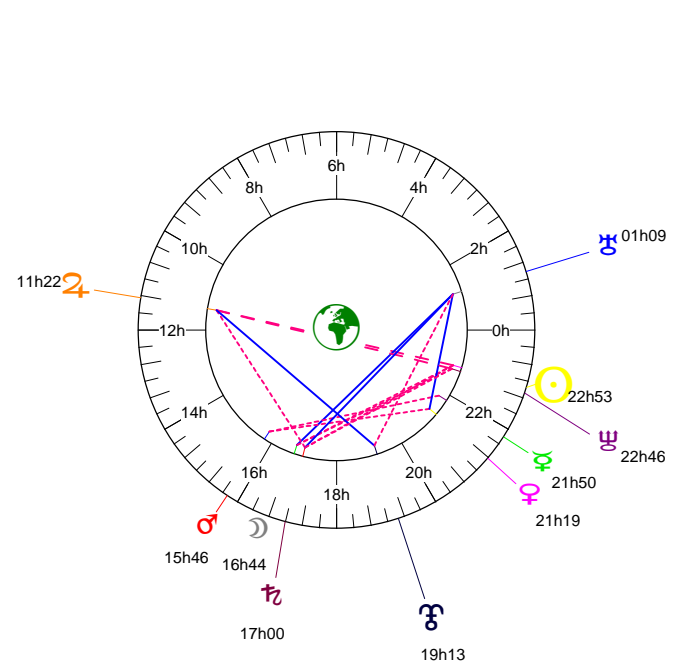
Sphère locale - Sujet



Déclinaisons



Sphère géo-équatoriale - Objet



Distances à la Terre en UA

☉	0.991	+
☽	397 078 km	-
♂	1.288	+
♀	1.497	+
♁	1.068	-
♂	4.443	-
♁	10.041	-
♁	20.757	+
♁	30.949	->
♁	33.611	-

IG relatives

Héliocentr.	Géocentr.
☉	76
☽	75
♂	17
♀	5
♁	1
♂	10
♁	66
♁	25
♁	9
♁	15
♁	55