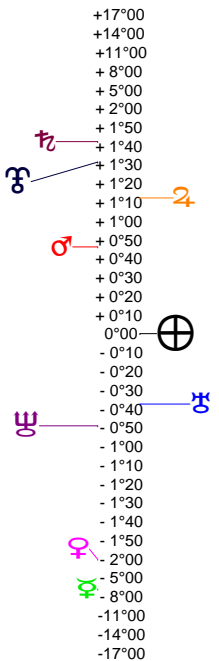
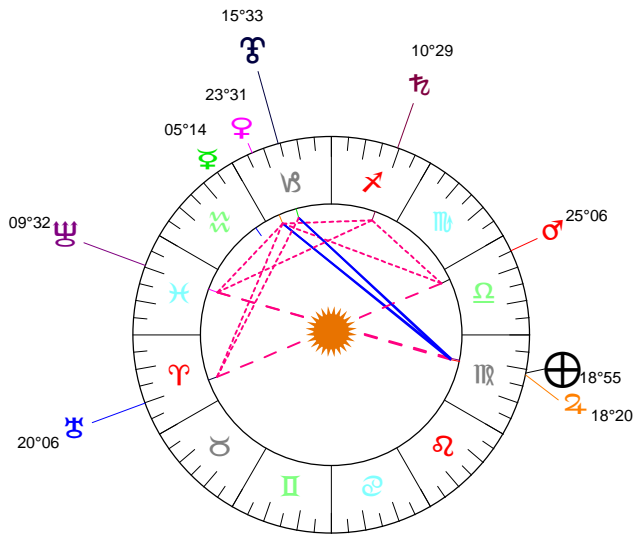


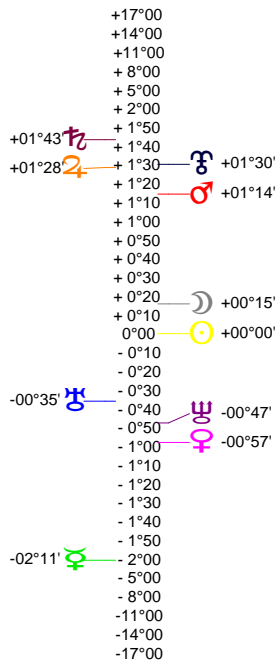
Latitudes héliocentriques



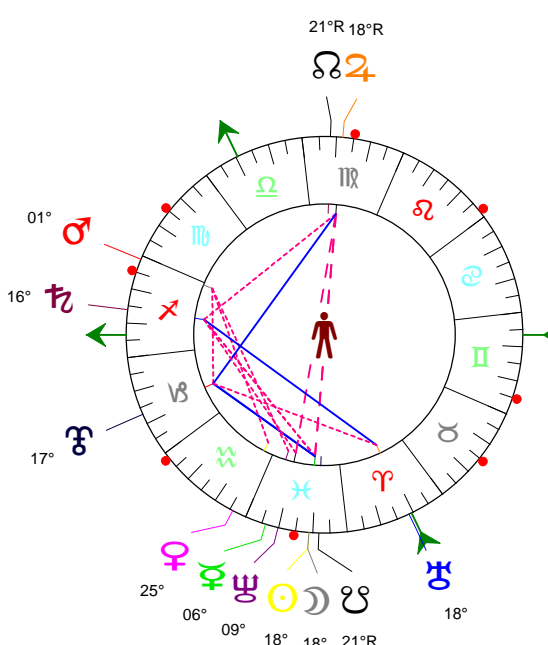
Sphère hélio-écliptique - Intégration



Latitudes géo-écliptiques



Sphère topo-géo-écliptique - Relation



Distances au Soleil en UA

☉	0.993	+
☽	0.430	-
♃	0.728	+
♄	1.610	-
♅	5.428	+
♆	10.019	+
♁	19.969	-
♂	29.958	-
♁	33.056	+

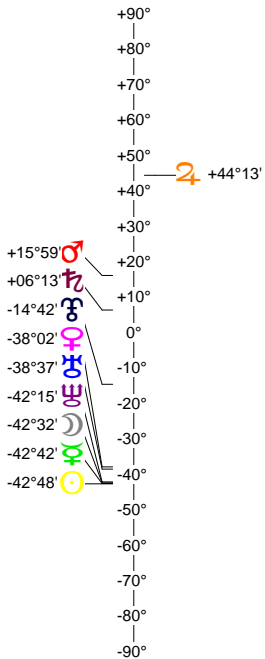
Maisons Placidus

I-VII	23°XII27
II-VIII	01°XII55
III-IX	14°XII47
IV-X	19°XII28
V-XI	14°XII51
VI-XII	04°XII59

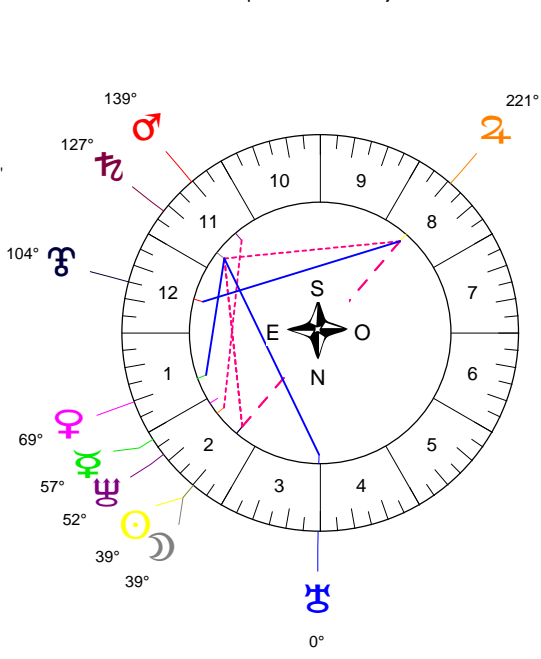
Rétrogradations

♃ du 08 01 16 au 09 05 16

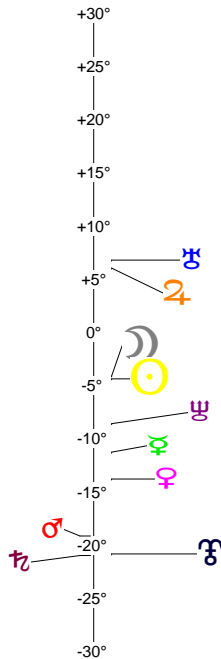
Hauteurs



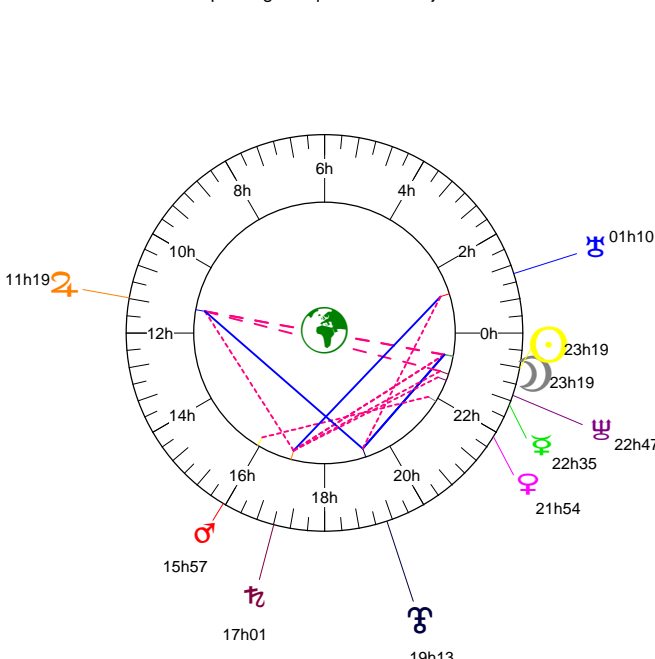
Sphère locale - Sujet



Déclinaisons



Sphère géo-équatoriale - Objet



Distances à la Terre en UA

☉	0.993	+
☽	360 832 km	-
♃	1.336	+>
♄	1.528	+
♅	0.998	-
♆	4.435	+>
♁	9.922	-
♂	20.825	+
♁	30.938	-
♁	33.512	-

IG relatives

	Héliocentr.	Géocentr.
☉	70	69
☽	13	3
♃	3	1
♄	16	12
♅	5	66
♆	8	28
♁	6	8
♂	63	16
♁	64	55