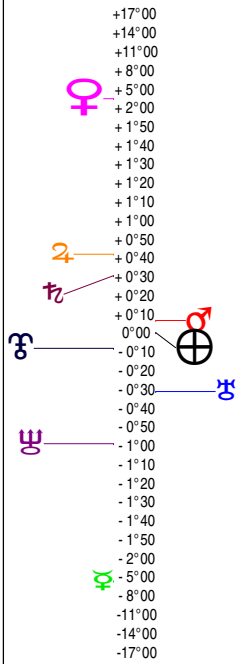
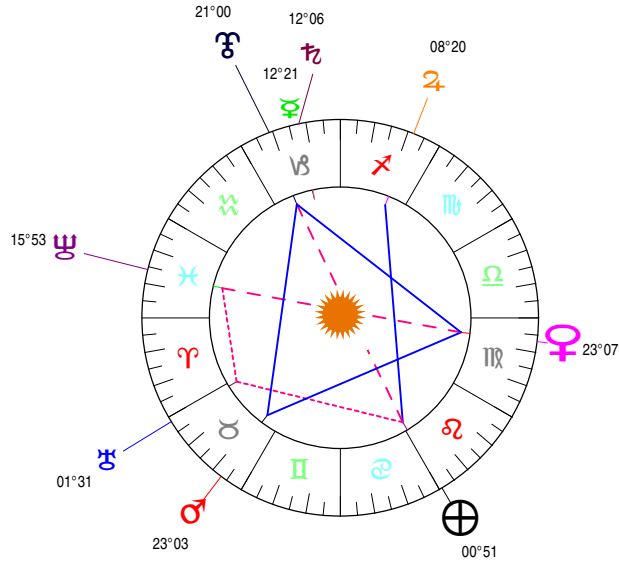


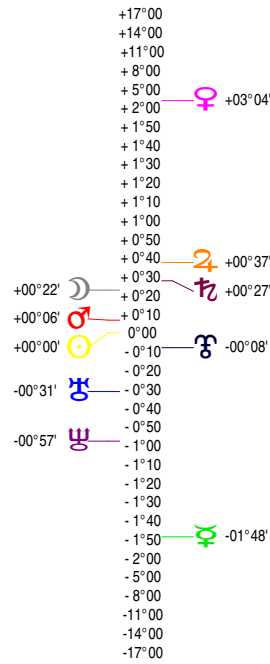
Latitudes héliocentriques



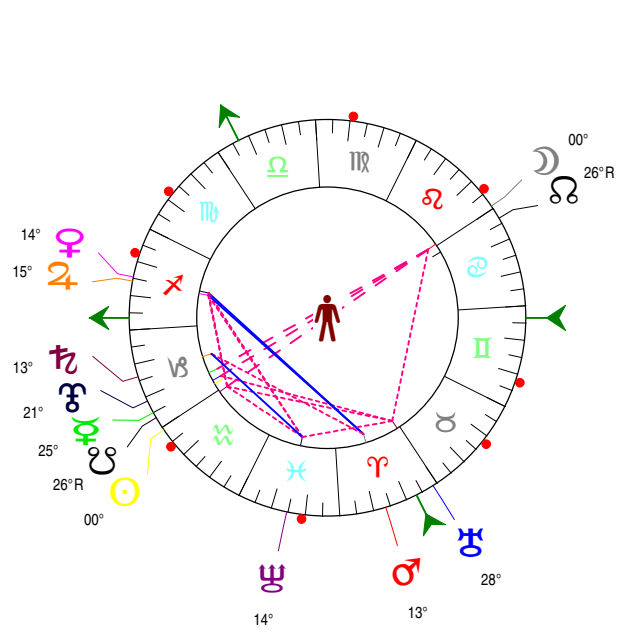
Sphère hélio-écliptique - Intégration



Latitudes géo-écliptiques



Sphère topo-géo-écliptique - Relation



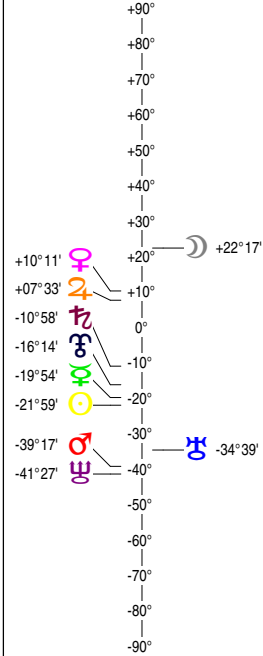
Distances au Soleil en UA

☉	0.984	+
☽	0.456	-
☿	0.720	+
♁	1.478	+
♂	5.344	-
♃	10.059	-
♅	19.860	-
♁	29.938	-
♃	33.725	+

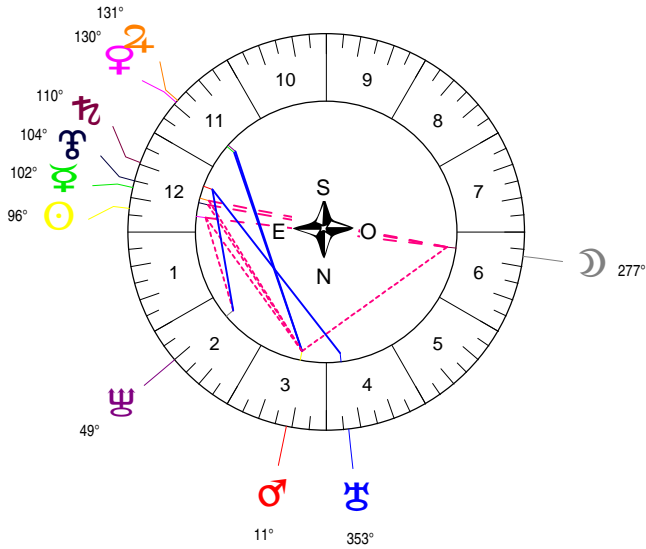
Maisons Placidus

I-VII	26°II31
II-VIII	06°♁202
III-IX	19°♁10
IV-X	23°♁11
V-XI	18°♁00
VI-XII	07°II53

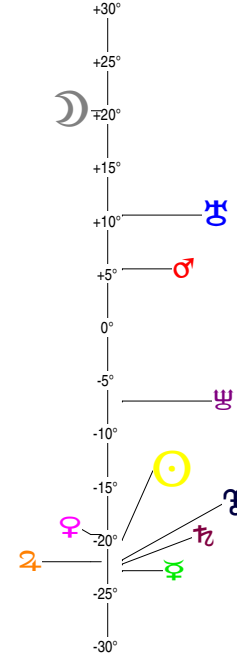
Hauteurs



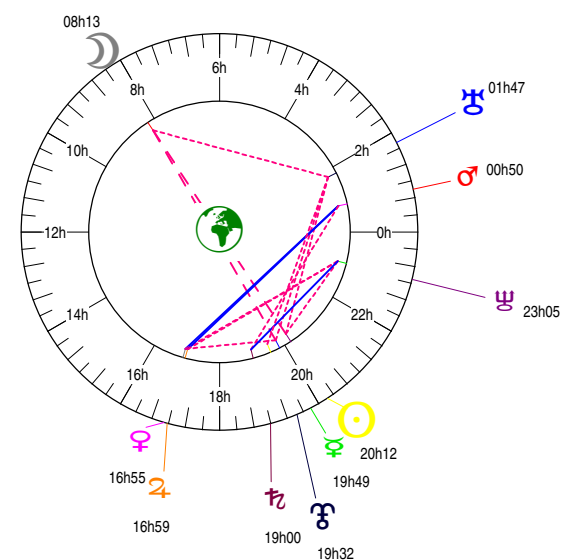
Sphère locale - Sujet



Déclinaisons



Sphère géo-équatoriale - Objet



Distances à la Terre en UA

☉	0.984	+
☽	357 714 km	-
☿	1.422	+>
♁	0.788	+
♂	1.434	+
♃	5.994	-
♅	10.996	-
♁	19.873	+
♃	30.642	+
♅	34.695	-

IG relatives

	Héliocentr.	Géocentr.
☉	98	98
☽		116
☿	4	1
♁	87	9
♂	59	5
♃	20	10
♅	5	3
♁	12	37
♃	66	26
♅	59	49