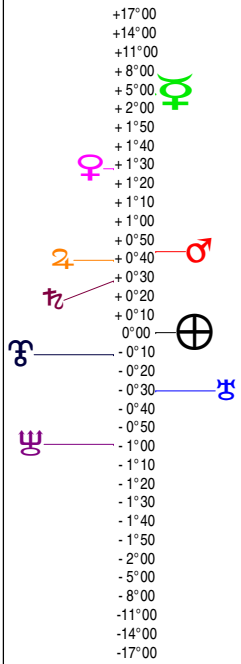
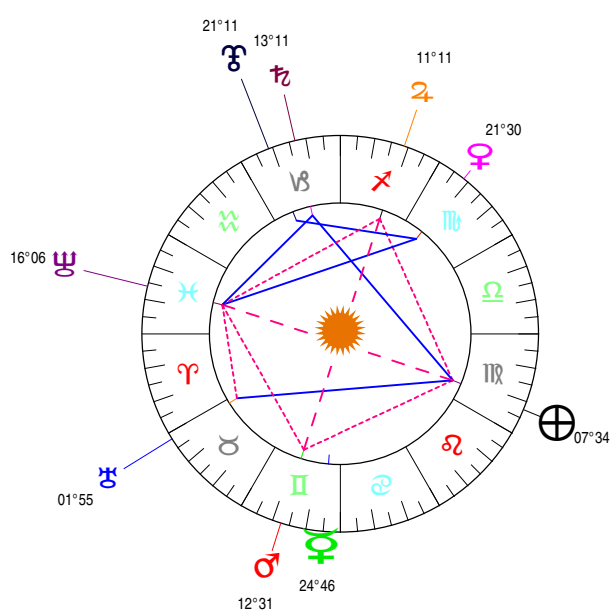


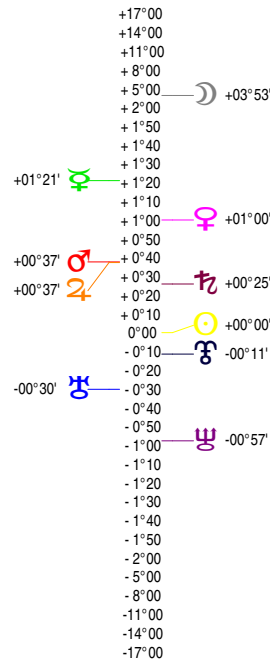
Latitudes héliocentriques



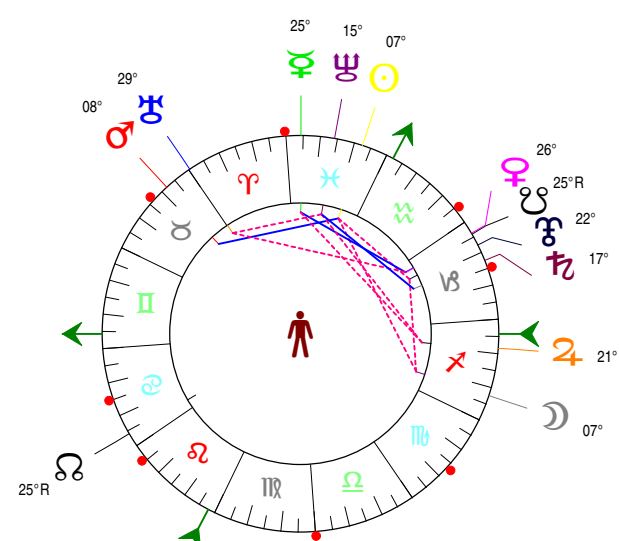
Sphère hélio-écliptique - Intégration



Latitudes géo-écliptiques



Sphère topo-géo-écliptique - Relation



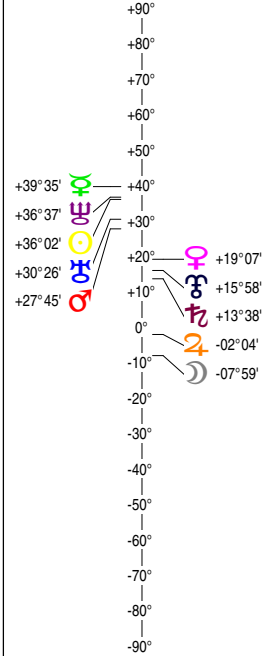
Distances au Soleil en UA

☉	0.990	+
☽	0.308	+
☿	0.724	+
♁	1.526	+
♂	5.333	-
♃	10.058	-
♄	19.856	-
♅	29.938	-
♆	33.748	+

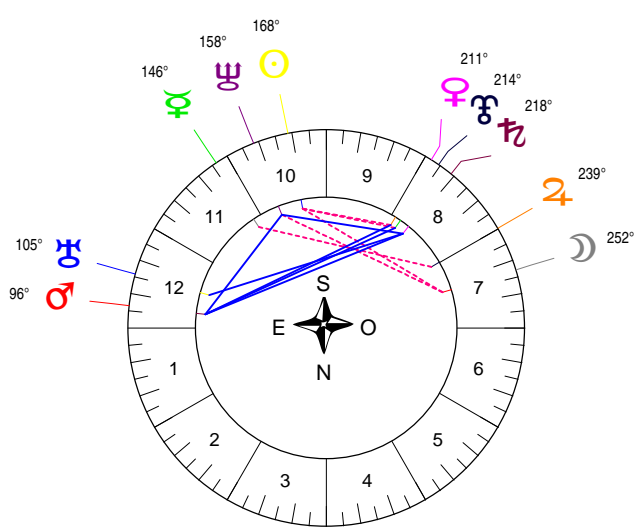
Maisons Placidus

I-VII	25♁x42
II-VIII	14♁v858
III-IX	04♁x26
IV-X	27♁x55
V-XI	00♁v08
VI-XII	13♁v24

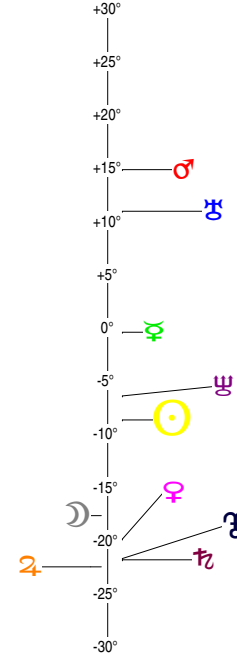
Hauteurs



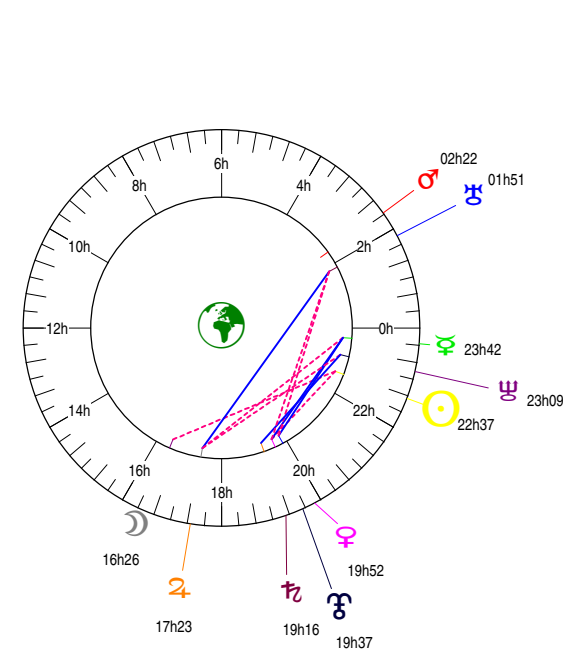
Sphère locale - Sujet



Déclinaisons



Sphère géo-équatoriale - Objet



Distances à la Terre en UA

☉	0.990	+
☽	389 770 km	+
☿	0.946	-
♁	1.053	-
♂	1.746	+
♃	5.485	-
♄	10.665	-
♅	20.448	+
♆	30.917	+
♁♂♃♄♅♆	34.439	-

IG relatives

	Héliocentr.	Géocentr.
☉	79	78
☽		33
☿	100	20
♁	42	4
♂	42	3
♃	22	23
♄	5	10
♅	12	19
♆	66	16
♁♂♃♄♅♆	59	50