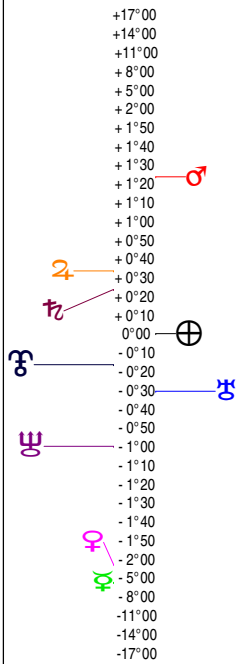
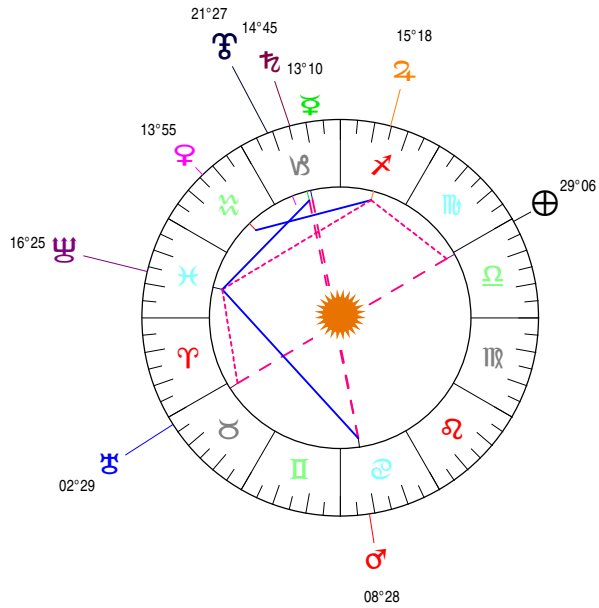


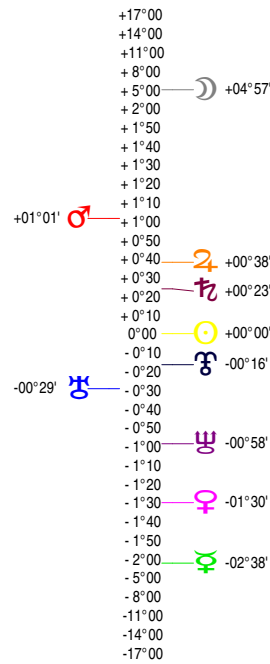
Latitudes héliocentriques



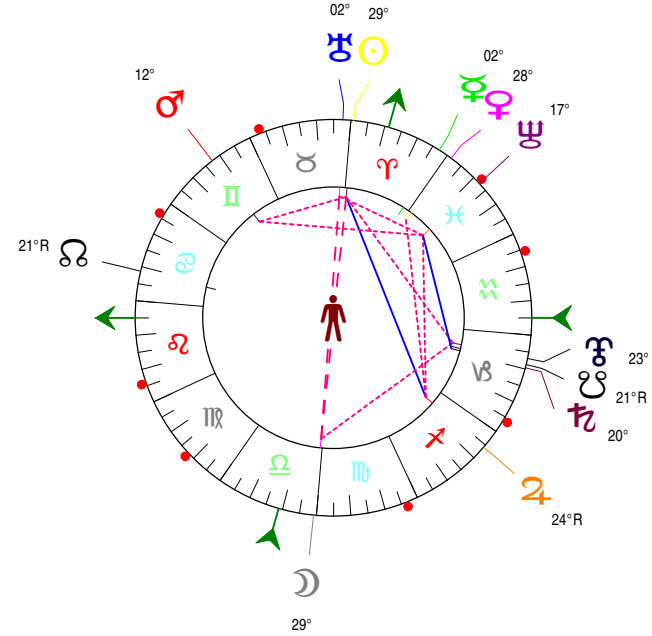
Sphère hélio-écliptique - Intégration



Latitudes géo-écliptiques



Sphère topo-géo-écliptique - Relation



Distances au Soleil en UA

♃	1.004	+
♁	0.455	-
♂	0.728	<
♂	1.589	+
♂	5.317	-
♂	10.055	-
♂	19.849	-
♂	29.937	-
♂	33.782	+

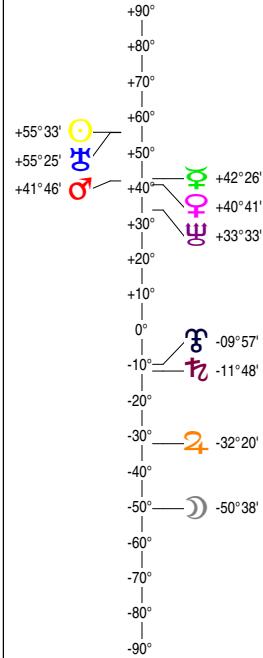
Maisons Placidus

I-VII	04♂♂58
II-VIII	24♂♂14
III-IX	18♂♂03
IV-X	18♂♂55
V-XI	26♂♂31
VI-XII	03♂♂55

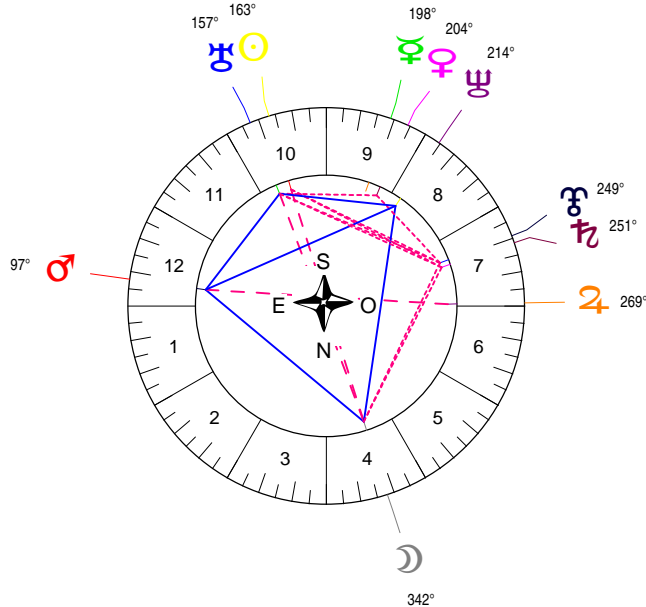
Rétrogradations

♂ du 10 04 19 au 11 08 19

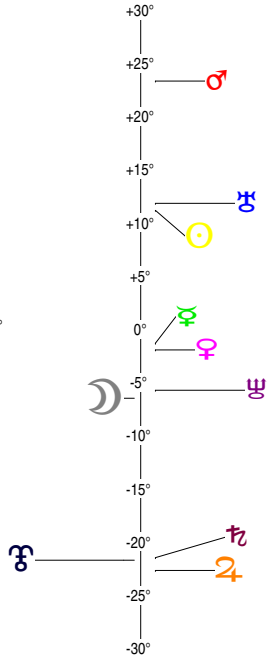
Hauteurs



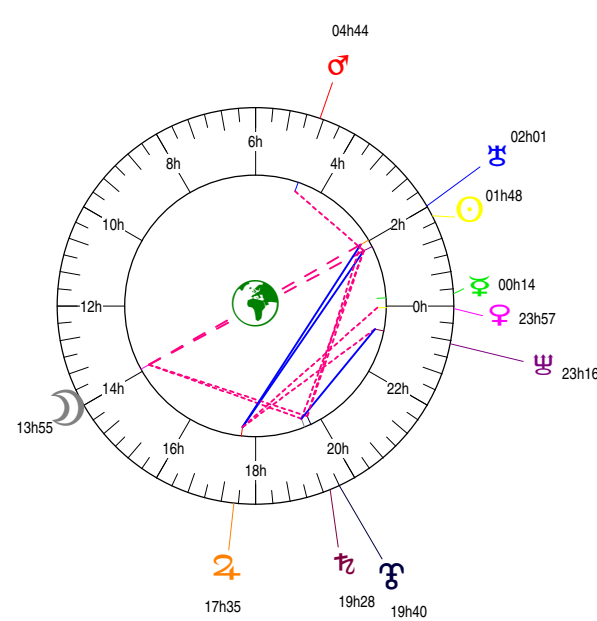
Sphère locale - Sujet



Déclinaisons



Sphère géo-équatoriale - Objet



Distances à la Terre en UA

♃	1.004	+
♁	368 584 km	+
♂	0.983	+
♂	1.383	+
♂	2.159	+
♂	4.678	-
♂	9.854	-
♂	20.852	<
♂	30.683	-
♂	33.663	-

IG relatives

	Héliocentr.	Géocentr.
♃	36	35
♁	3	86
♂	4	18
♂	1	1
♂	22	1
♂	25	54
♂	5	30
♂	12	7
♂	66	24
♂	59	54