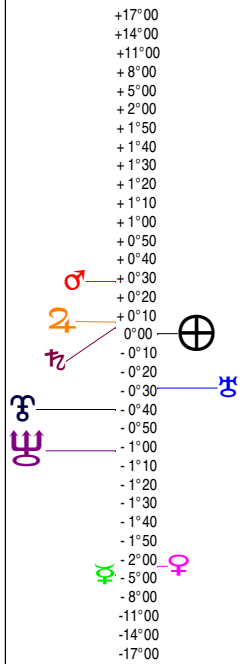
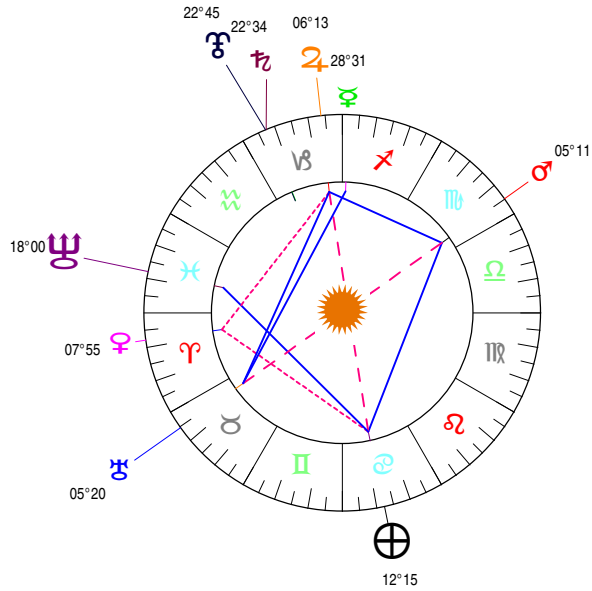


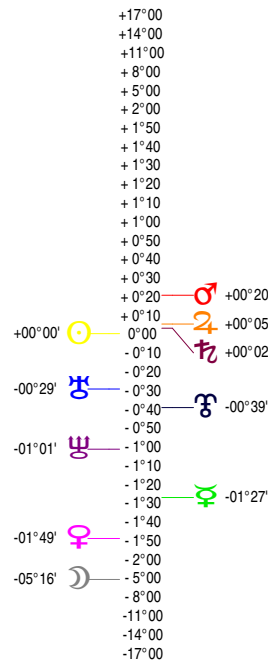
Latitudes héliocentriques



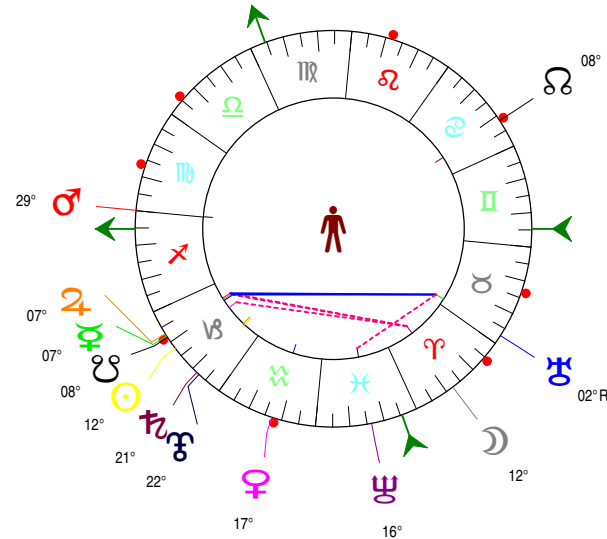
Sphère hélio-écliptique - Intégration



Latitudes géo-écliptiques



Sphère topo-géo-écliptique - Relation



Distances au Soleil en UA

☉	0.983	->
☿	0.465	-
♀	0.726	-
♂	1.587	-
♃	5.227	-
♄	10.034	-
♅	19.818	-
♆	29.933	-
♁	33.952	+

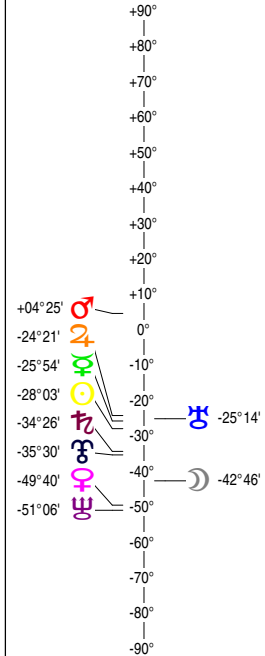
Maisons Placidus

I-VII	05♁II 15
II-VIII	08♁♂24
III-IX	18♁♂205
IV-X	25♁♂24
V-XI	24♁♂26
VI-XII	16♁♂41

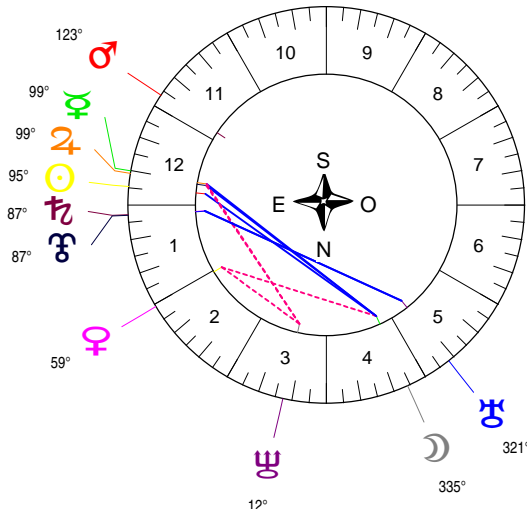
Rétrogradations

♁ du 12 08 19 au 11 01 20

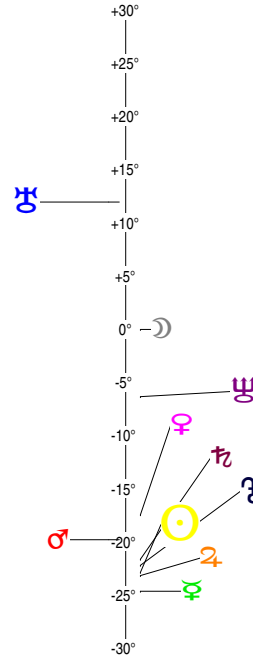
Hauteurs



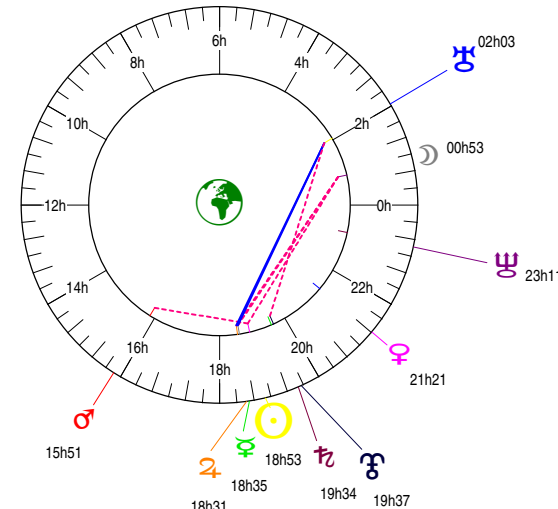
Sphère locale - Sujet



Déclinaisons



Sphère géo-équatoriale - Objet



Distances à la Terre en UA

☉	0.983	->
☿	403 771 km	-
♀	1.438	->
♂	1.266	-
♃	2.169	-
♄	6.205	-
♅	11.003	+
♆	19.454	+
♁	30.350	+
♁	34.919	+

IG relatives

	Héliocentr.	Géocentr.
☉	100	100
☿	1	1
♀	22	2
♂	22	1
♃	42	5
♄	7	3
♅	14	51
♆	67	36
♁	58	48