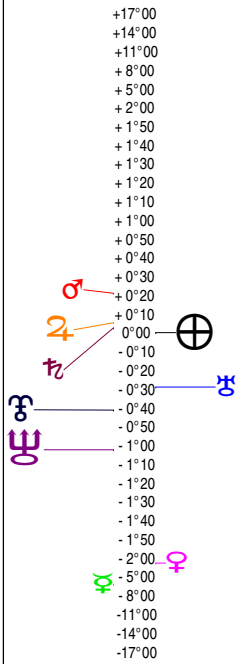
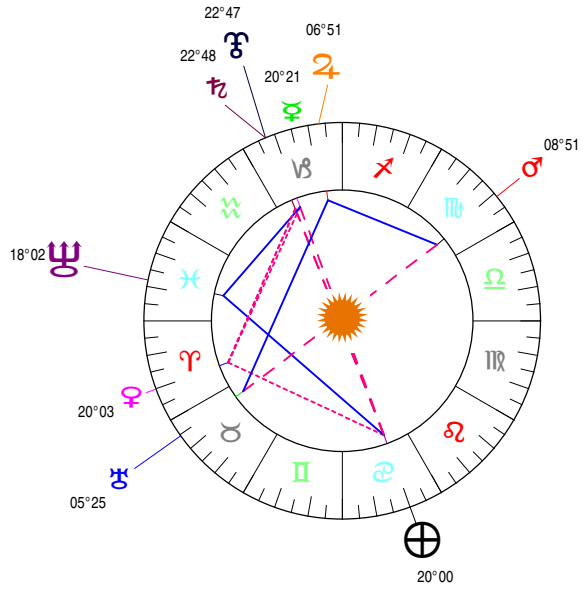


20 01 10 PL - 10/01/2020 à 19h21m07 (GMT) Leymarie 44N36 - 00E12

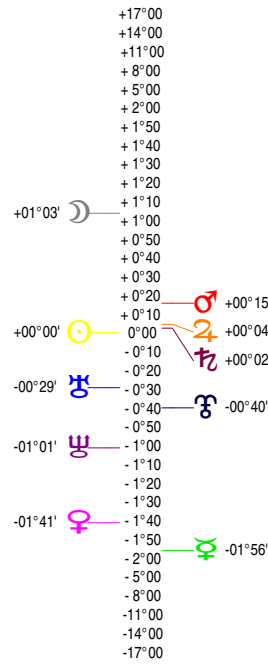
Latitudes héliocentriques



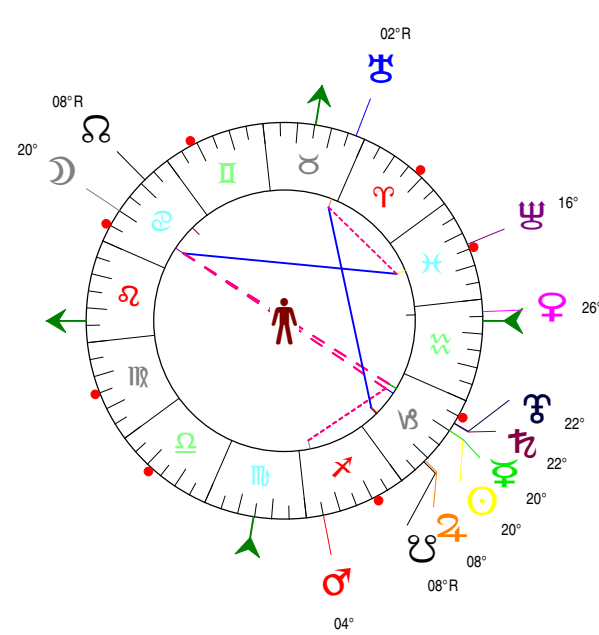
Sphère hélio-écliptique - Intégration



Latitudes géo-écliptiques



Sphère topo-géo-écliptique - Relation



Distances au Soleil en UA

☉	0.983	+
☾	0.448	-
♂	0.725	-
♀	1.579	-
♁	5.224	-
♂♁	10.033	-
♂♁♁	19.817	-
♂♁♁♁	29.933	-
♂♁♁♁♁	33.957	+

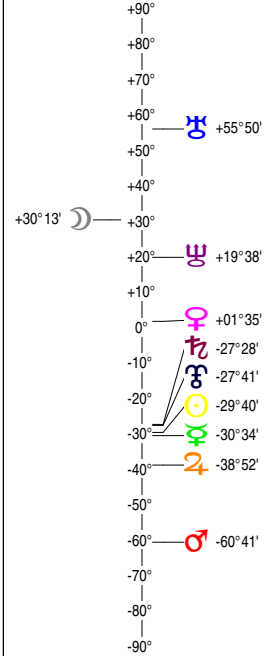
Maisons Placidus

I-VII	23♁♁44
II-VIII	14♁♁58
III-IX	11♁♁40
IV-X	14♁♁43
V-XI	21♁♁20
VI-XII	25♁♁12

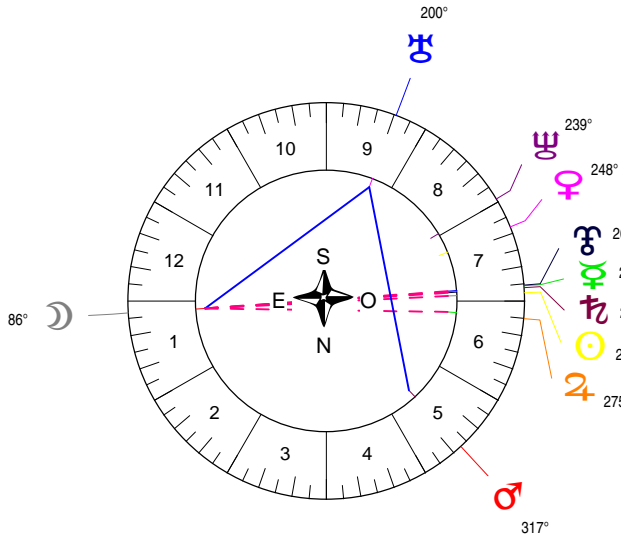
Rétrogradations

♂ du 12 08 19 au 11 01 20

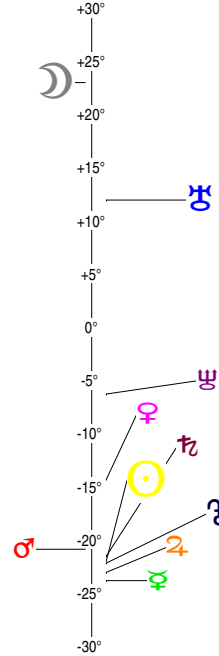
Hauteurs



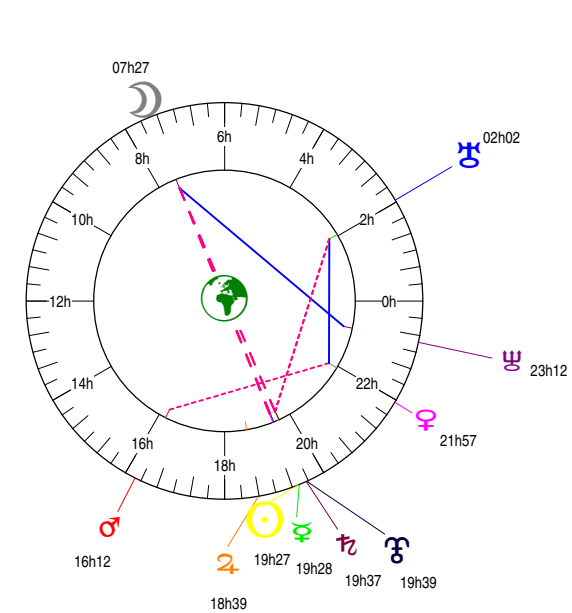
Sphère locale - Sujet



Déclinaisons



Sphère géo-équatoriale - Objet



Distances à la Terre en UA

☉	0.983	+
☾	371 543 km	-
♂	1.430	+
♀	1.221	-
♁	2.112	-
♂♁	6.186	-
♂♁♁	11.016	+
♂♁♁♁	19.579	+
♂♁♁♁♁	30.465	+
♂♁♁♁♁♁	34.939	+

IG relatives

	Héliocentr.	Géocentr.
☉	100	100
☾	6	1
♂	32	2
♀	25	1
♁	43	6
♂♁	7	2
♂♁♁	14	47
♂♁♁♁	67	32
♂♁♁♁♁	58	48