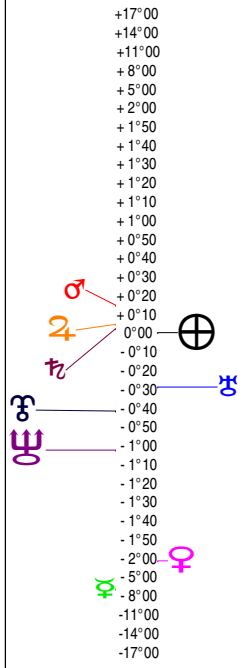
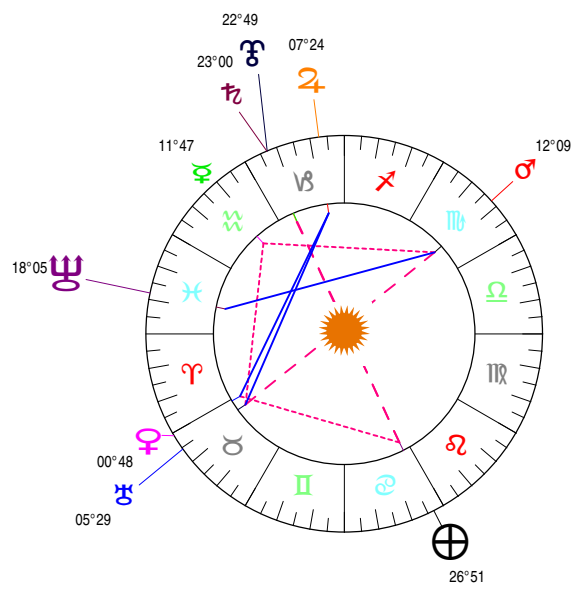


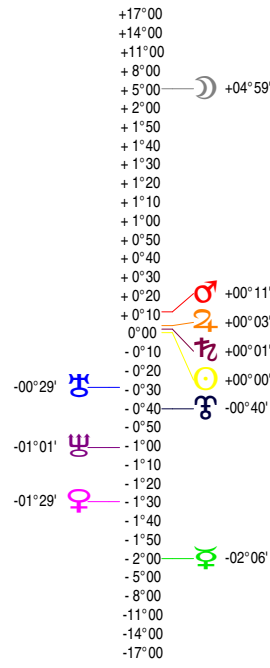
Latitudes héliocentriques



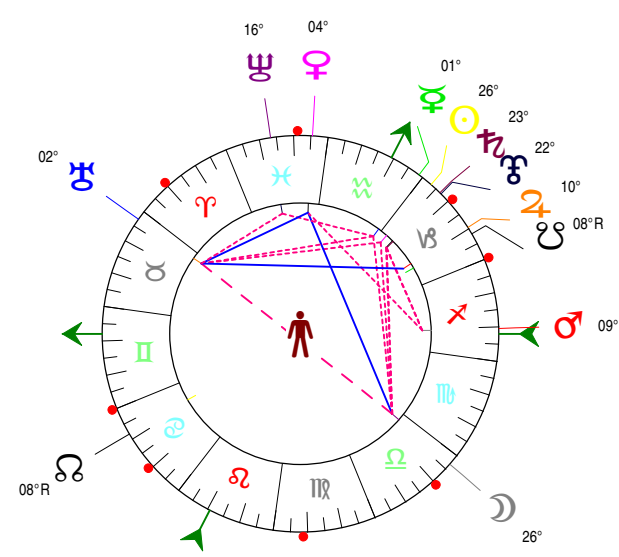
Sphère hélio-écliptique - Intégration



Latitudes géo-écliptiques



Sphère topo-géo-écliptique - Relation



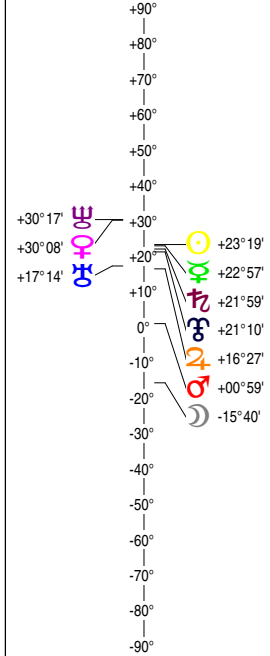
Distances au Soleil en UA

☉	0.984	+
☽	0.422	-
☿	0.724	-
♁	1.571	-
♂	5.222	-
♃	10.033	-
♅	19.817	-
♁	29.933	-
♃	33.961	+

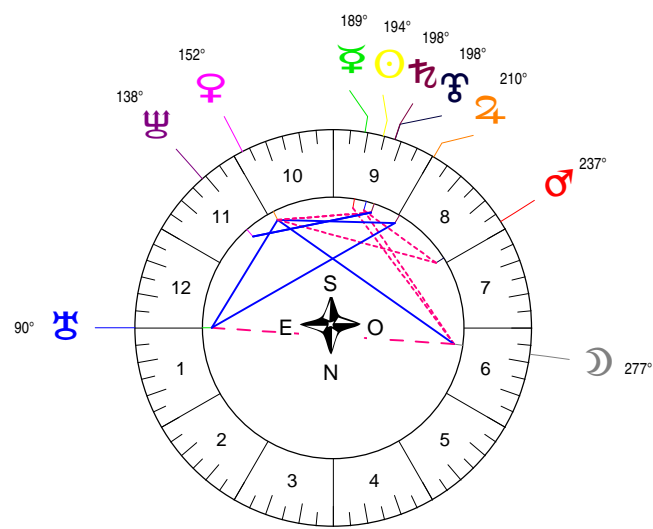
Maisons Placidus

I-VII	07II	✕58
II-VIII	00	♁02
III-IX	19	♁24
IV-X	10	♁43
V-XI	08	♁49
VI-XII	19	♁50

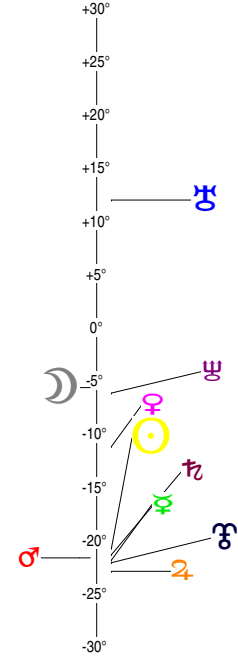
Hauteurs



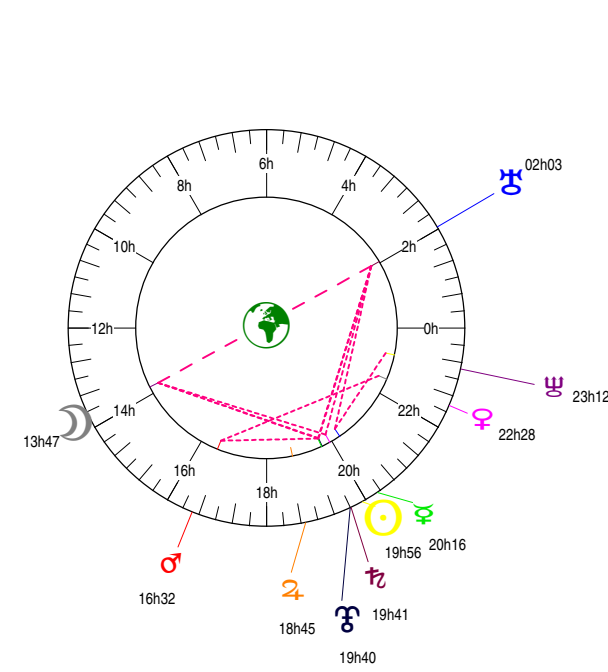
Sphère locale - Sujet



Déclinaisons



Sphère géo-équatoriale - Objet



Distances à la Terre en UA

☉	0.984	+
☽	371 835 km	+
☿	1.393	+
♁	1.181	+
♂	2.061	+
♃	6.158	+
♅	11.014	+
♁	19.693	+
♃	30.558	+
♅	34.942	+

IG relatives

	Héliocentr.	Géocentr.
☉	99	98
☽		77
☿	17	2
♁	40	3
♂	27	1
♃	43	6
♅	7	2
♁	14	43
♃	67	29
♅	58	48