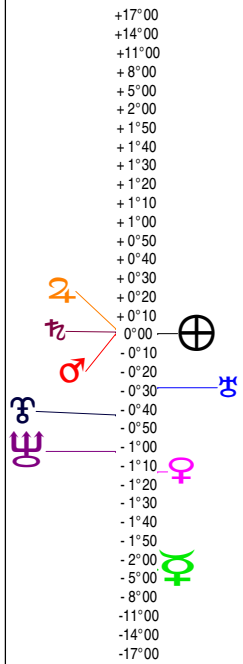
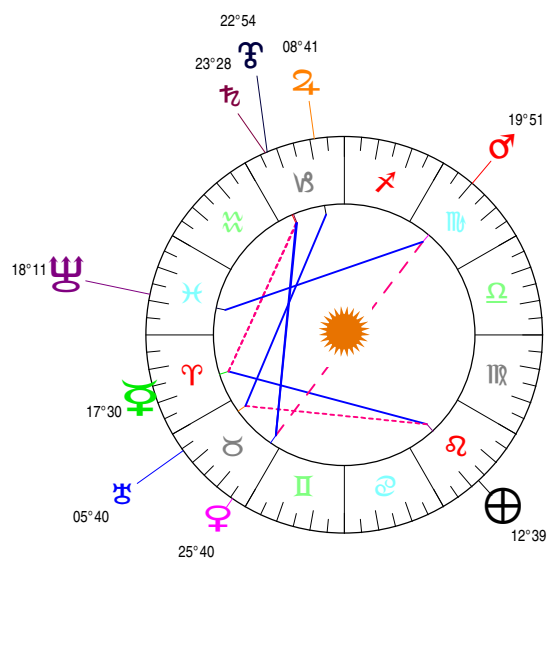


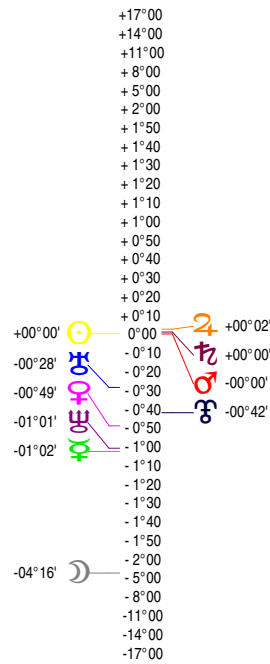
Latitudes héliocentriques



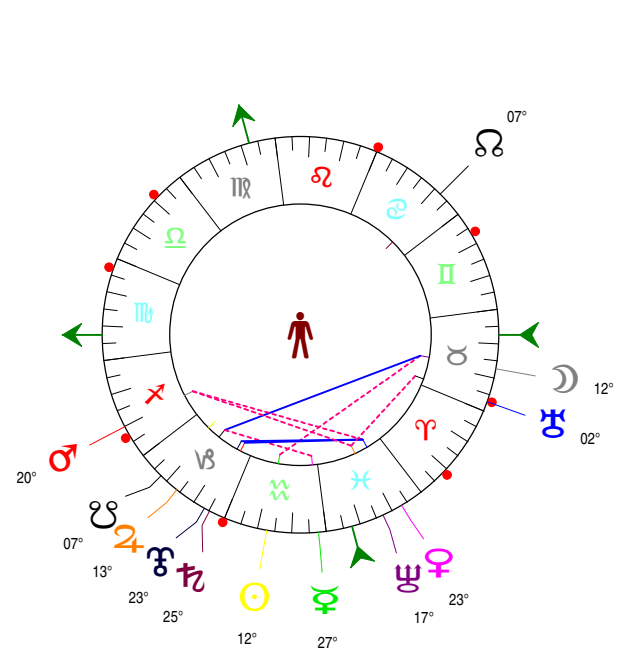
Sphère hélio-écliptique - Intégration



Latitudes géo-écliptiques



Sphère topo-géo-écliptique - Relation



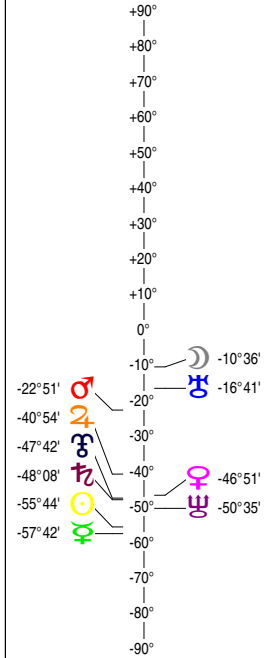
Distances au Soleil en UA

☉	0.985	+
☽	0.337	-
♁	0.722	-
♂	1.552	-
♀	5.216	-
♃	10.031	-
♄	19.815	-
♅	29.932	-
♆	33.971	+

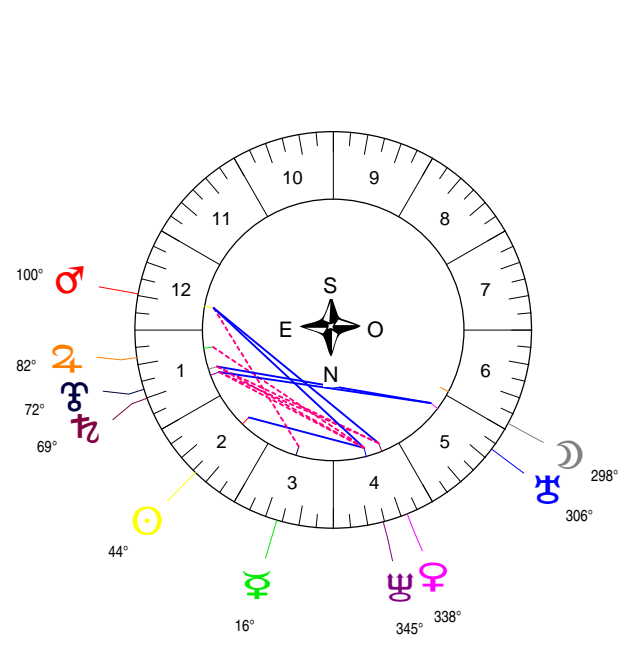
Maisons Placidus

I-VII	22♁♂32
II-VIII	23♁♂10
III-IX	00♁♂202
IV-X	07♁♂36
V-XI	08♁♂51
VI-XII	03♁♂04

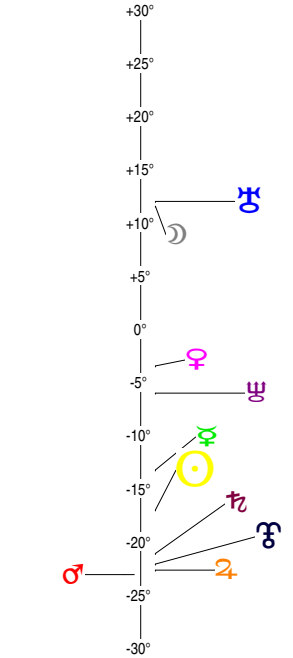
Hauteurs



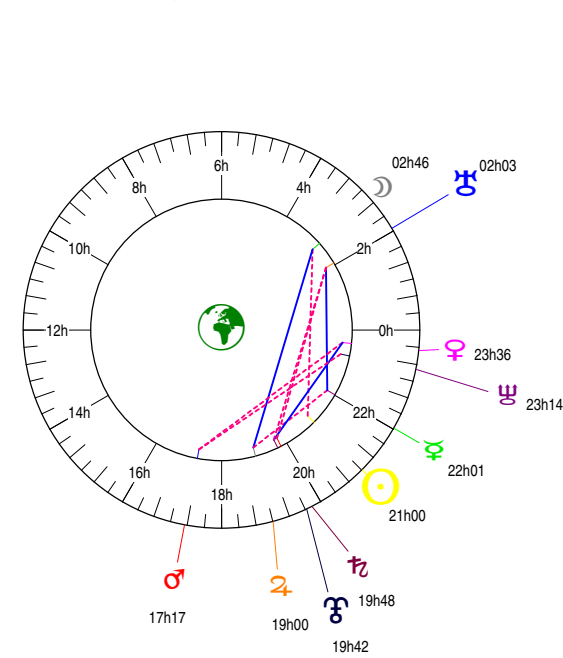
Sphère locale - Sujet



Déclinaisons



Sphère géo-équatoriale - Objet



Distances à la Terre en UA

☉	0.985	+
☽	399 354 km	-
♁	1.169	-
♂	1.083	-
♀	1.940	-
♃	6.058	-
♄	10.966	-
♅	19.959	+
♆	30.740	+
♁♂	34.900	-

IG relatives

	Héliocentr.	Géocentr.
☉	93	93
☽	13	13
♁	71	8
♂	62	3
♀	34	2
♃	44	8
♄	7	3
♅	14	34
♆	67	22
♁♂	58	48