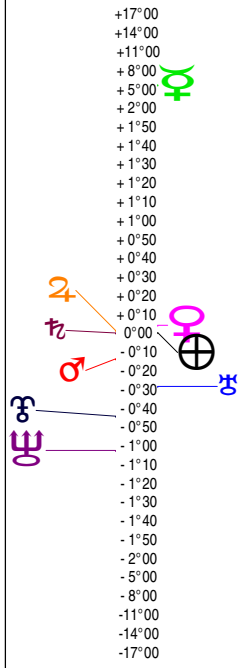
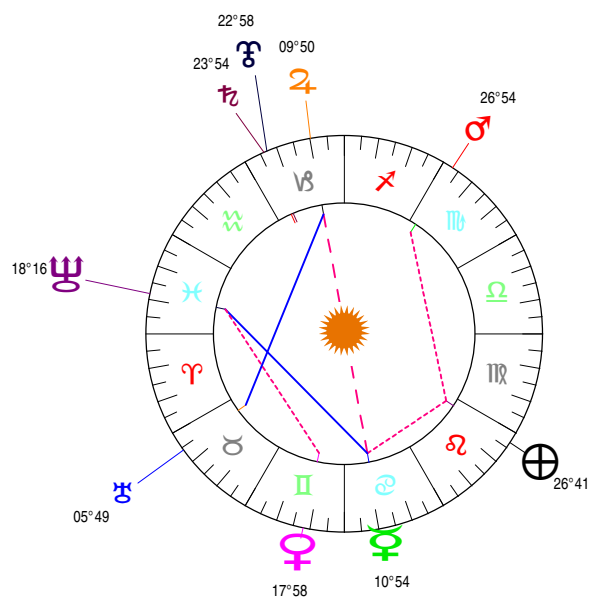


20 02 15 DQ - 15/02/2020 à 22h17m00 (GMT) Leymarie 44N36 - 002E12

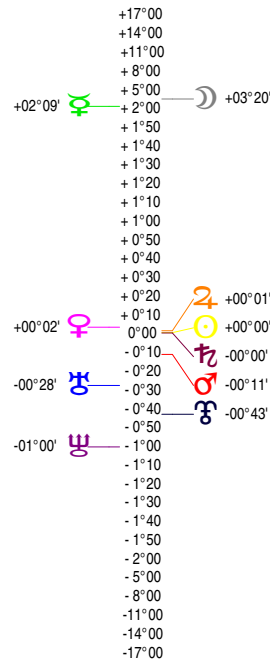
Latitudes héliocentriques



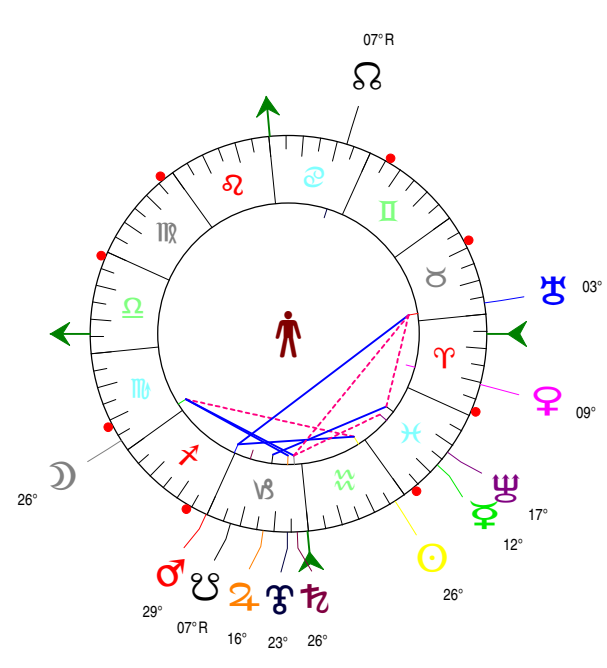
Sphère hélio-écliptique - Intégration



Latitudes géo-écliptiques



Sphère topo-géo-écliptique - Relation



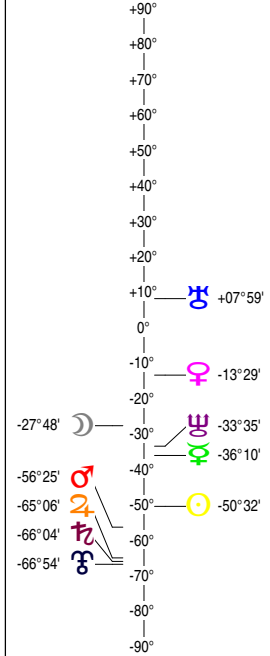
Distances au Soleil en UA

☉	0.988	+
☽	0.312	+
☿	0.720	-
♁	1.534	-
♂	5.211	-
♃	10.030	-
♅	19.813	-
♁	29.932	-
♃	33.981	+

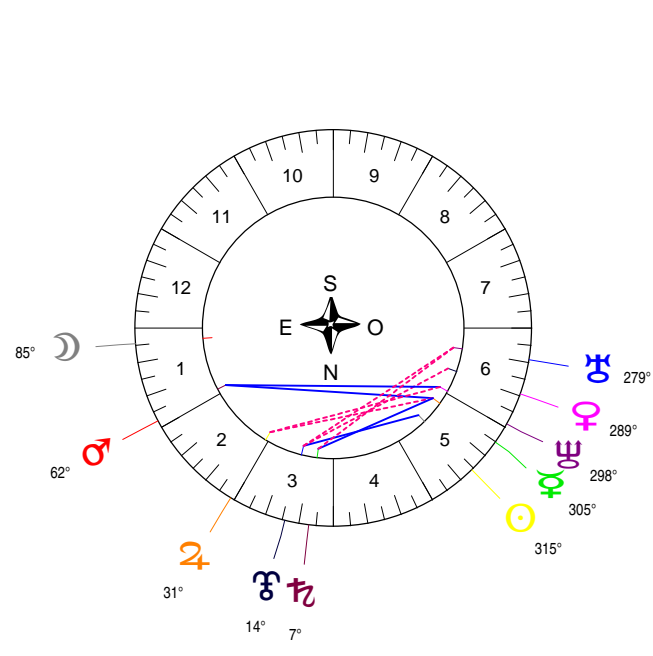
Maisons Placidus

I-VII	24ΩΥ14
II-VIII	21♁♁39
III-IX	23♁♁59
IV-X	29♁♁40
V-XI	03♁♁20
VI-XII	01ΥΩ33

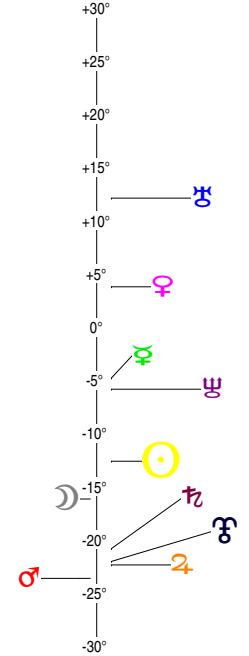
Hauteurs



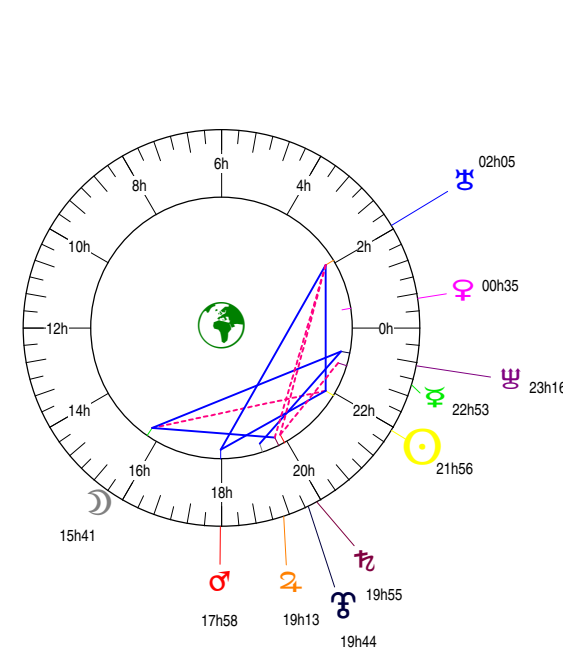
Sphère locale - Sujet



Déclinaisons



Sphère géo-équatoriale - Objet



Distances à la Terre en UA

☉	0.988	+
☽	376 100 km	+
☿	0.803	-
♁	0.989	-
♂	1.828	-
♃	5.930	-
♅	10.873	-
♁	20.186	+
♃	30.853	+
♅	34.806	-

IG relatives

	Héliocentr.	Géocentr.
☉	86	86
☽	86	66
☿	95	33
♁	79	5
♂	39	2
♃	45	11
♅	7	5
♁	14	27
♃	67	19
♅	58	48