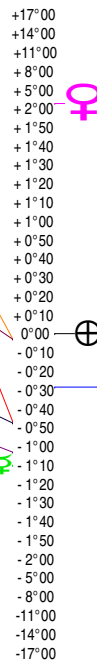
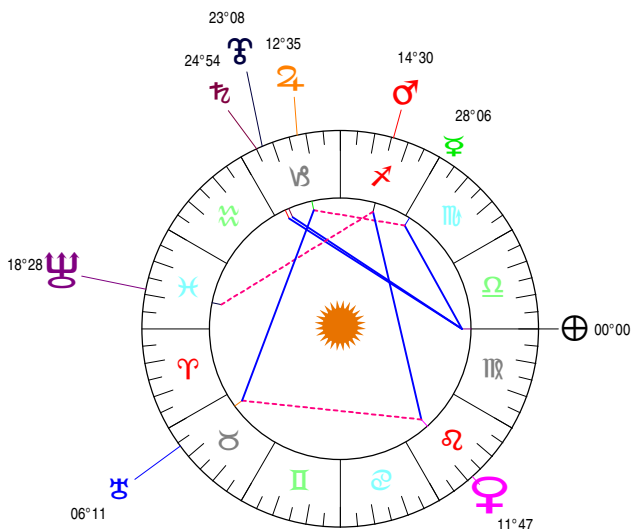


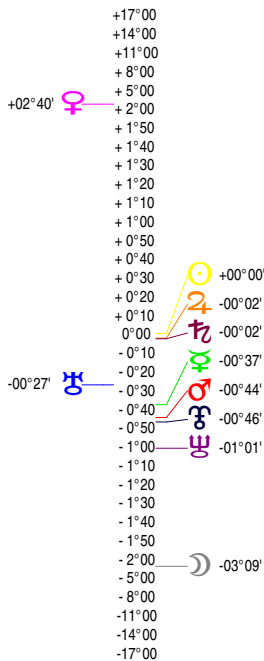
Latitudes héliocentriques



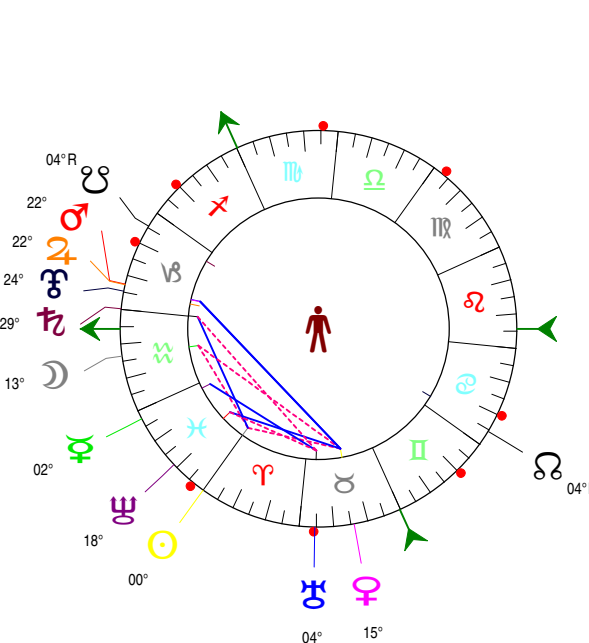
Sphère hélio-écliptique - Intégration



Latitudes géo-écliptiques



Sphère topo-géo-écliptique - Relation



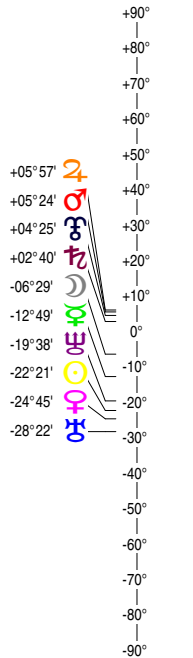
Distances au Soleil en UA

☉	0.996	+
☽	0.460	+
♁	0.718	➔
♂	1.491	-
♀	5.199	-
♃	10.026	-
♄	19.809	-
♅	29.932	-
♁	34.002	+

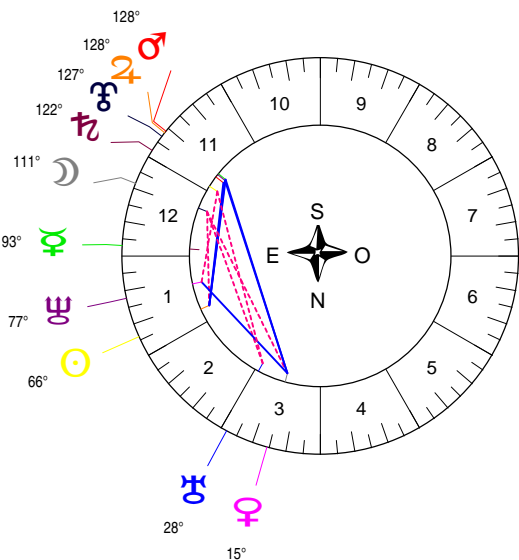
Maisons Placidus

I-VII	05♁♂38
II-VIII	26♁♂29
III-IX	04♁♂19
IV-X	29♁♂52
V-XI	20♁♂16
VI-XII	10♁♂15

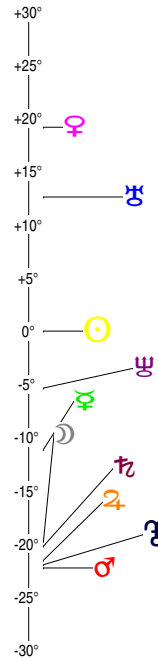
Hauteurs



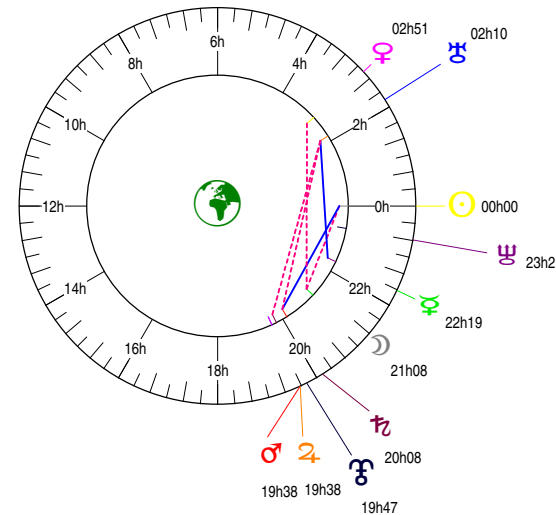
Sphère locale - Sujet



Déclinaisons



Sphère géo-équatoriale - Objet



Distances à la Terre en UA

☉	0.996	+
☽	399 795 km	+
♁	0.848	+
♂	0.745	-
♀	1.556	-
♃	5.502	-
♄	10.484	-
♅	20.621	+
♁	30.908	-
♁	34.406	-

IG relatives

	Héliocentr.	Géocentr.
☉	61	60
☽		12
♁	2	28
♂	100	10
♀	55	4
♃	48	23
♄	8	14
♅	14	13
♁	67	17
♁	57	50