

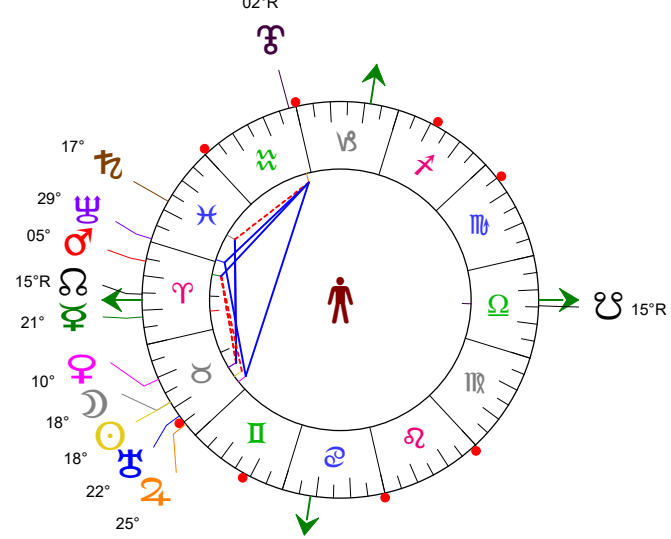
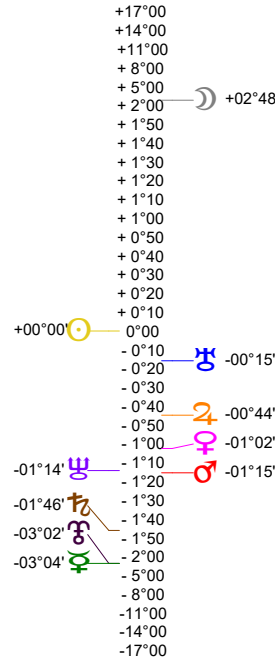
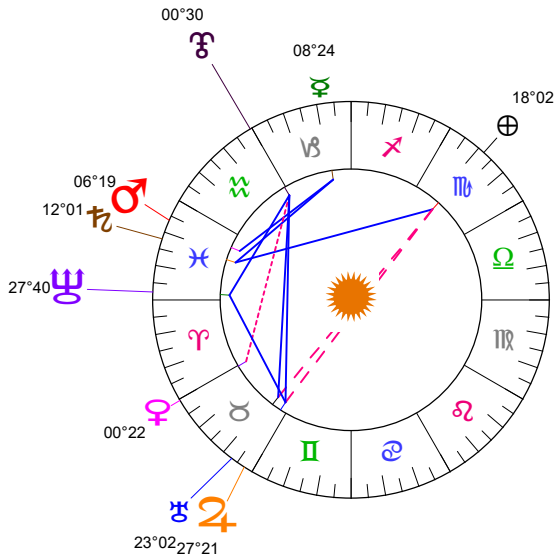
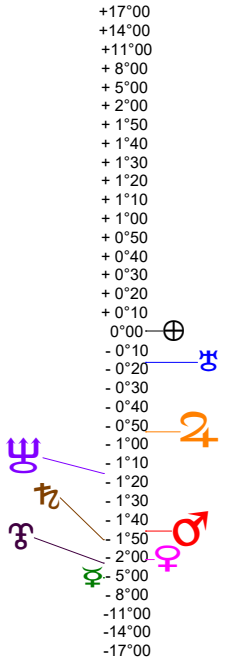
Latitudes héliocentriques

Sphère hélio-écliptique - Intégration

Latitudes géo-écliptiques

Sphère topo-géo-écliptique - Relation

Distances au Soleil en UA



☉	1.009	+
☽	0.459	-
☿	0.724	+
♂	1.382	->
♀	5.013	+
♁	9.701	-
♂♁	19.593	-
♁♂	29.901	-
♁♂♁	35.009	+

Domification : Placidus

I-VII	17°♁02
II-VIII	24♁♂35
III-IX	18♁♂17
IV-X	08♁♂19
V-XI	29♁♂47
VI-XII	28♁♂58

Rétrogradations

♁ du 02 05 24 au 12 10 24

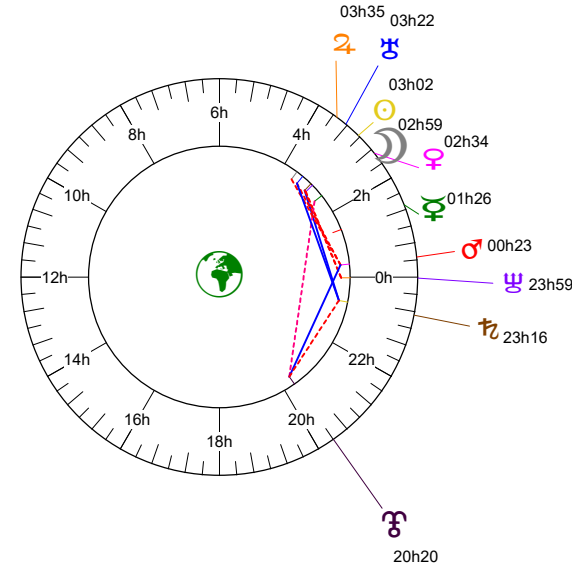
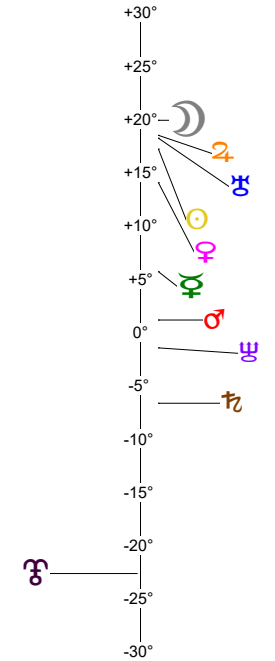
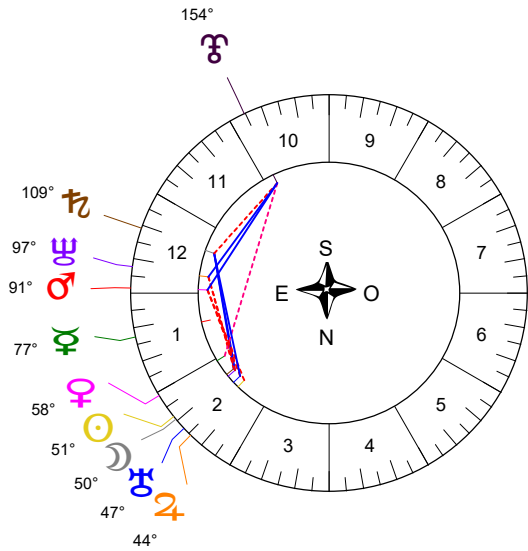
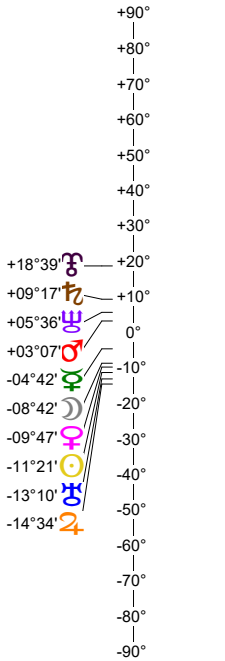
Hauteurs

Sphère locale - Sujet

Déclinaisons

Sphère géo-équatoriale - Objet

Distances à la Terre en UA



☉	1.009	+
☽	366 739 km	+
☿	0.801	+
♂	1.713	+
♀	1.950	-
♁	6.011	+
♂♁	10.153	-
♁♂	20.598	+
♁♂♁	30.554	-
♁♂♁♁	34.719	-

IG relatives

Héliocentr.	Géocentr.
☉ 21	☽ 20
☿ 3	☿ 34
♂ 40	♂ 0
♀ 100	♀ 2
♁ 86	♁ 9
♂♁ 35	♂♁ 22
♁♂ 25	♁♂ 14
♁♂♁ 72	♁♂♁ 29
♁♂♁♁ 51	♁♂♁♁ 49