

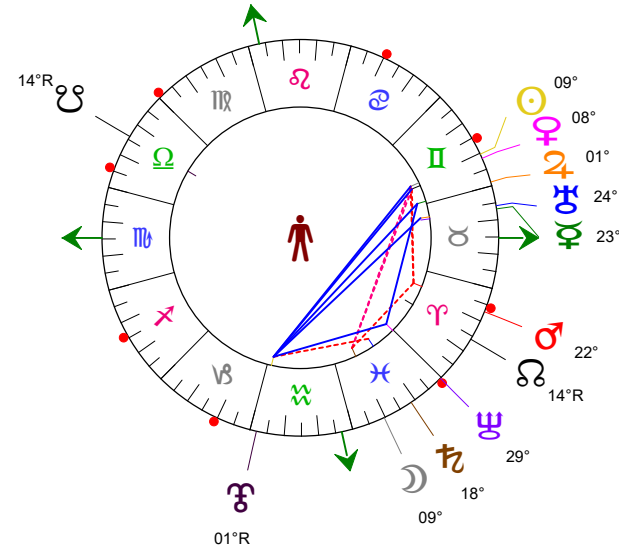
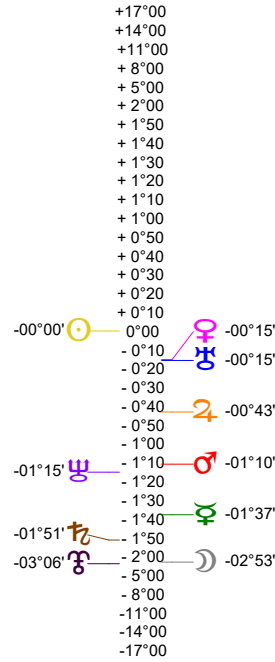
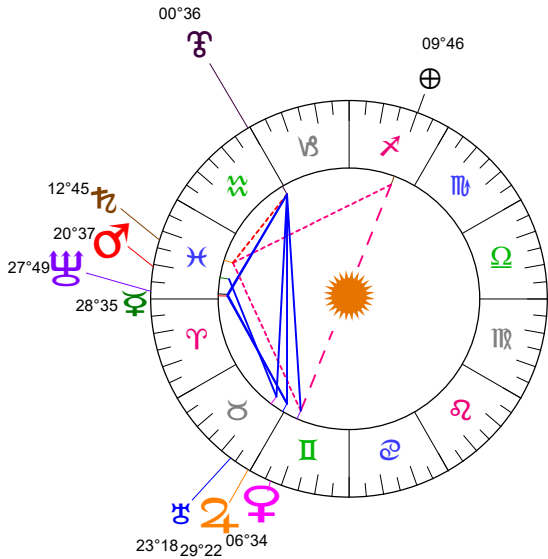
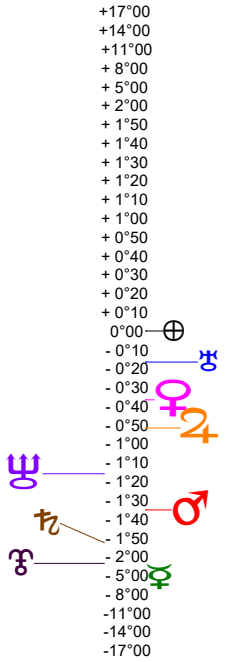
Latitudes héliocentriques

Sphère hélio-écliptique - Intégration

Latitudes géo-écliptiques

Sphère topo-géo-écliptique - Relation

Distances au Soleil en UA



☉	1.014	+
☽	0.357	-
♁	0.721	-
♂	1.385	+
♀	5.019	+
♃	9.695	-
♄	19.589	-
♅	29.900	-
♆	35.025	+

Domification : Placidus

I-VII	14♁♄44
II-VIII	14×II 15
III-IX	19♁♂33
IV-X	26♁♂46
V-XI	29♁♁02
VI-XII	24♁♁28

Rétrogradations

♁ du 02 05 24 au 12 10 24

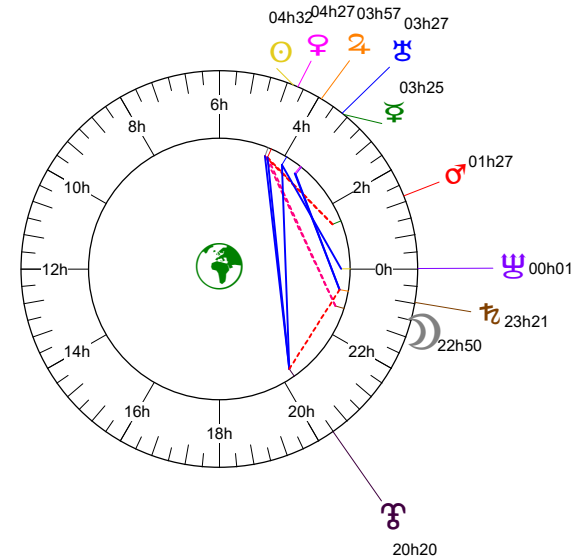
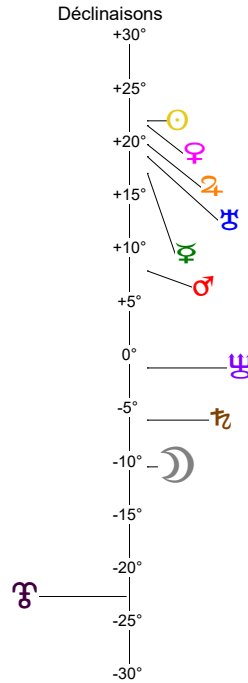
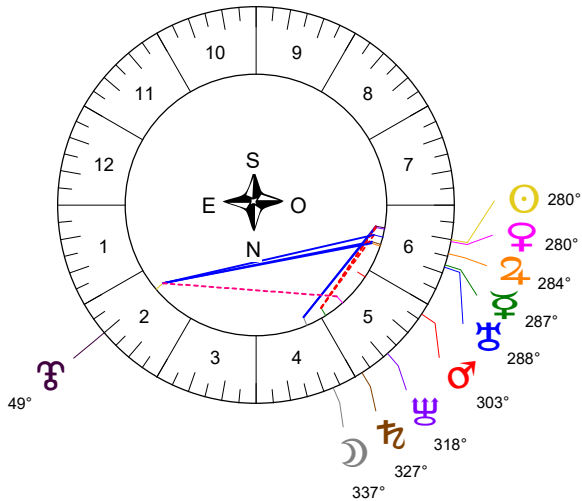
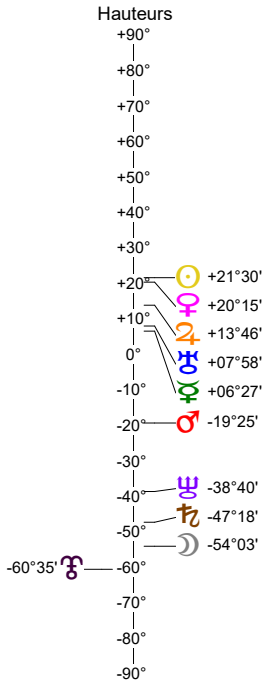
Hauteurs

Sphère locale - Sujet

Déclinaisons

Sphère géo-équatoriale - Objet

Distances à la Terre en UA



☉	1.014	+
☽	370 384 km	-
♁	1.178	+
♂	1.734	→
♀	1.864	-
♃	6.019	-
♄	9.800	-
♅	20.563	-
♆	30.229	-
♁♂	34.394	-

IG relatives

	Héliocentr.	Géocentr.
☉	8	7
☽	54	81
♁	70	0
♂	98	2
♀	85	9
♃	36	32
♄	25	15
♅	72	40
♆	51	50