

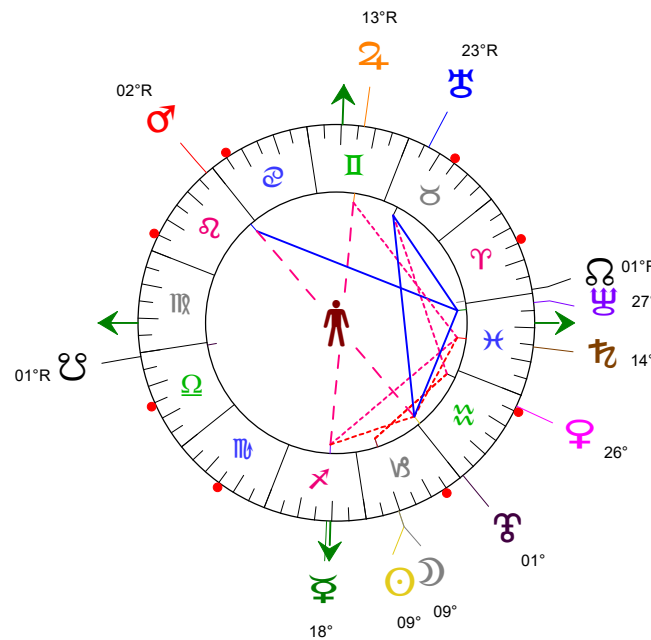
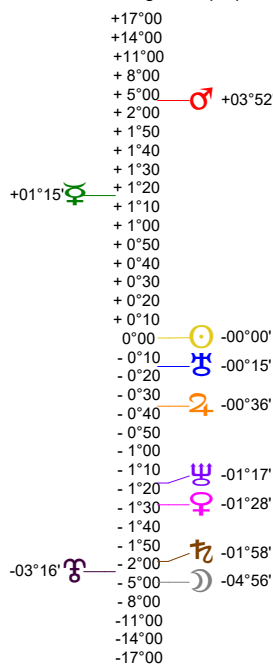
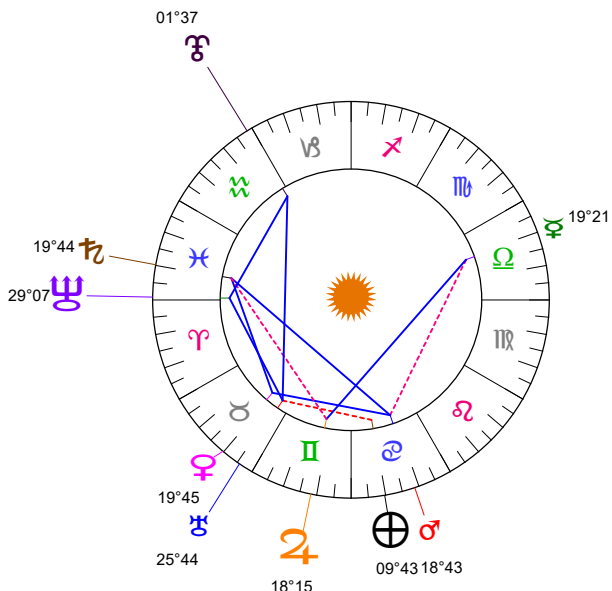
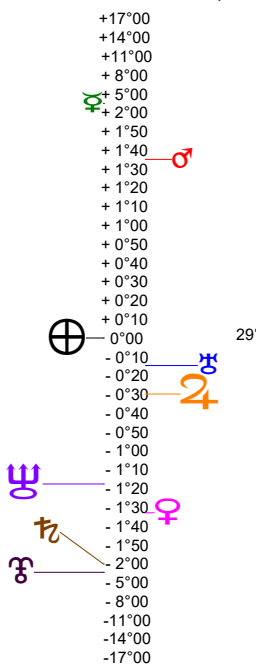
Latitudes héliocentriques

Sphère hélio-écliptique - Intégration

Latitudes géo-écliptiques

Sphère topo-géo-écliptique - Relation

Distances au Soleil en UA



☉	0.983	->
☽	0.415	+
☿	0.723	-
♂	1.612	+
♂	5.082	+
♂	9.631	-
♂	19.553	-
♂	29.894	-
♂	35.170	+

Domification : Placidus

I-VII	21♁X21
II-VIII	15♁Y48
III-IX	15♁Z29
IV-X	19♁II35
V-XI	24♁@17
VI-XII	25♁@14

Rétrogradations

♂	du 06 12 24 au 24 02 25
♂	du 09 10 24 au 04 02 25
♂	du 01 09 24 au 30 01 25

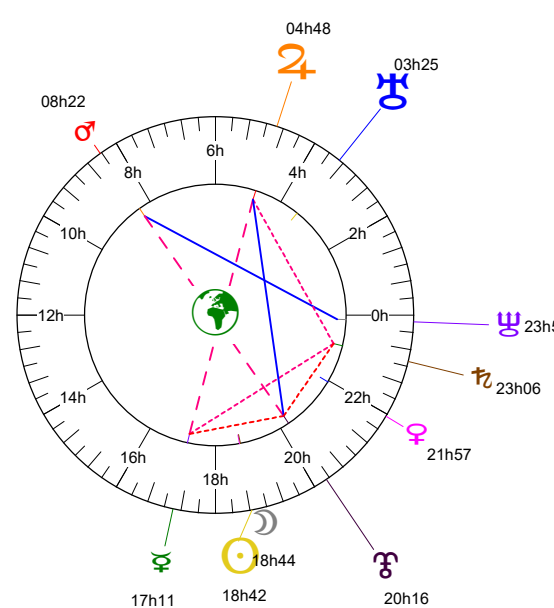
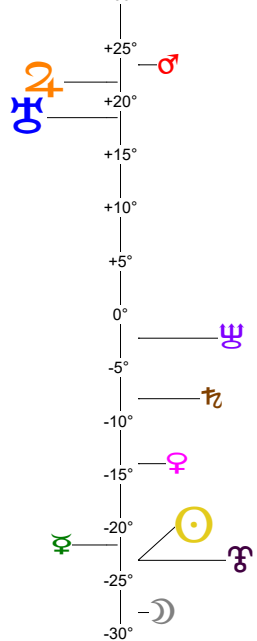
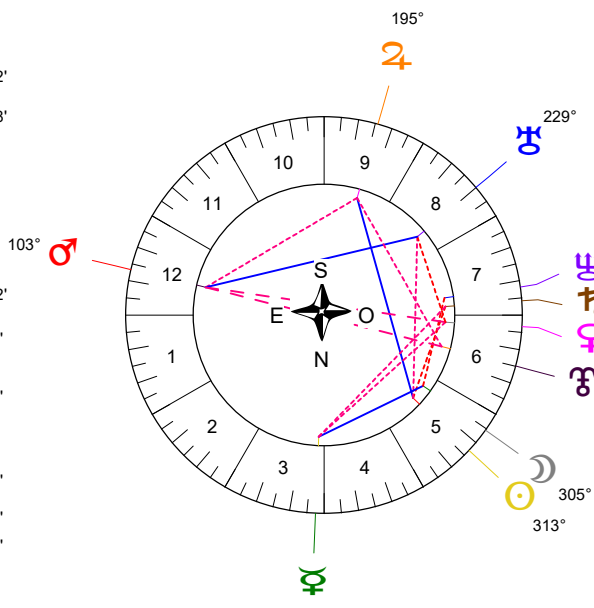
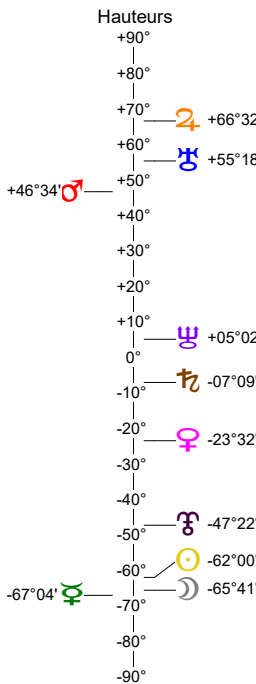
Hauteurs

Sphère locale - Sujet

Déclinaisons

Sphère géo-équatoriale - Objet

Distances à la Terre en UA



☉	0.983	->
☽	385 604 km	-
☿	1.129	+
♂	0.759	-
♂	0.659	-
♂	4.183	+
♂	10.009	+
♂	18.858	+
♂	30.091	+
♂	36.083	+

IG relatives

Héliocentr.	☉	Géocentr.	☽
☉	100	☉	100
☽	20	☽	43
☿	57	☿	10
♂	15	♂	9
♂	71	♂	29
♂	41	♂	82
♂	27	♂	26
♂	73	♂	73
♂	51	♂	45
♂		♂	42