

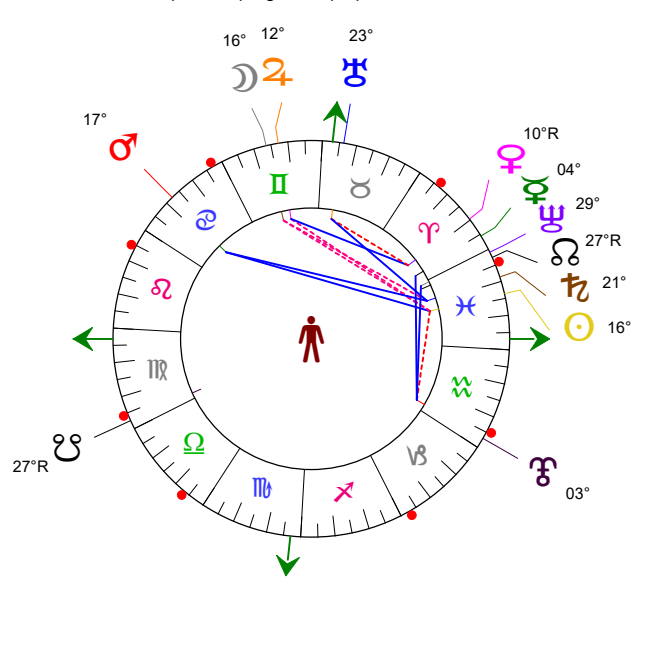
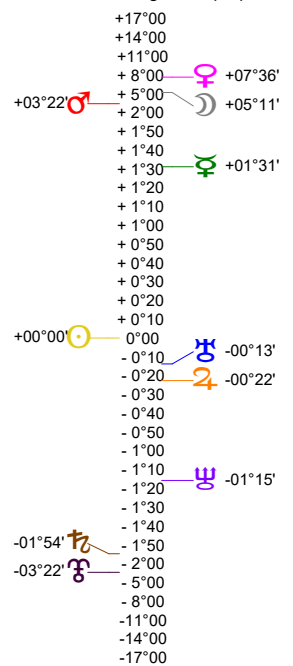
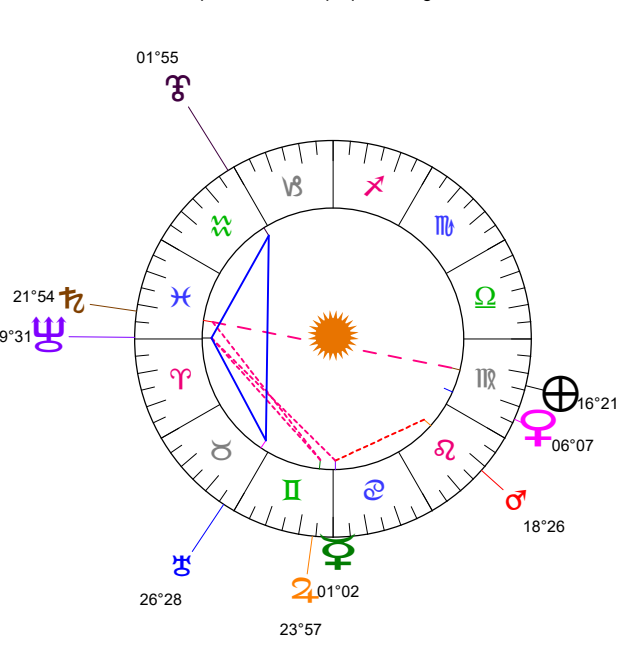
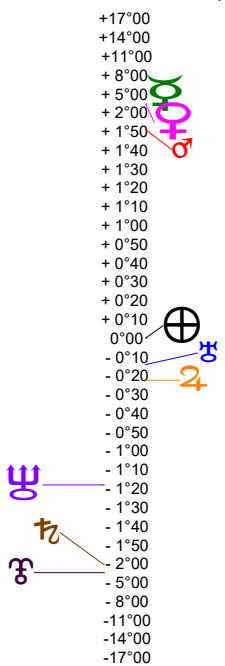
Latitudes héliocentriques

Sphère hélio-écliptique - Intégration

Latitudes géo-écliptiques

Sphère topo-géo-écliptique - Relation

Distances au Soleil en UA



☉	0.992	+
☽	0.309	+
☿	0.719	+
♂	1.658	+
♀	5.104	+
♁	9.611	-
♂	19.542	-
♁	29.893	-
♁	35.215	+

Domification : Placidus

I-VII	03♁♁07
II-VIII	25♁♁29
III-IX	23♁♁24
IV-X	26♁♁58
V-XI	02♁♁51
VI-XII	05♁♁28

Rétrogradations
♀ du 02 03 25 au 13 04 25

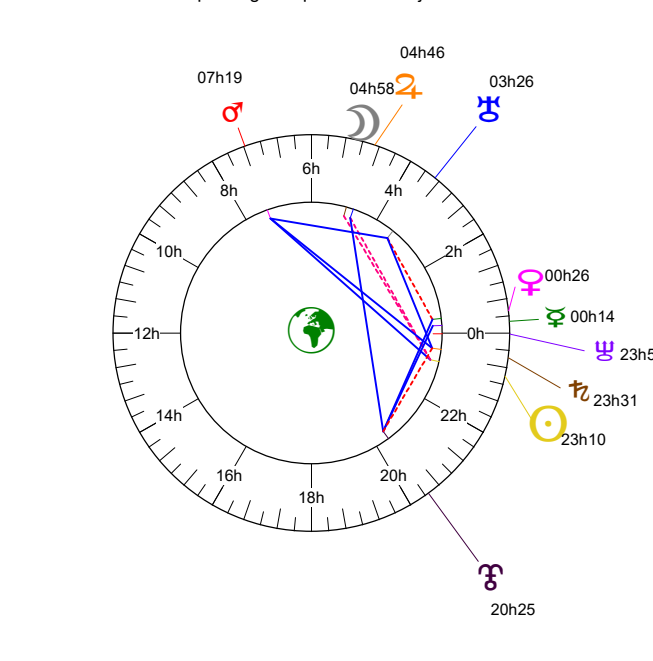
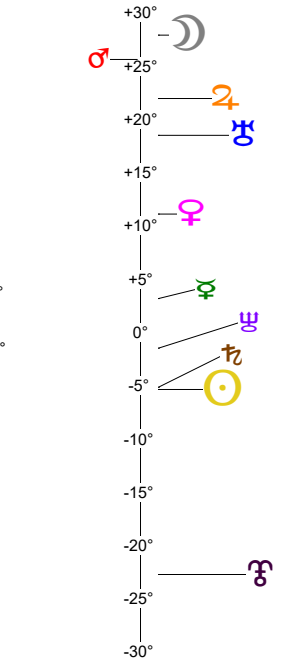
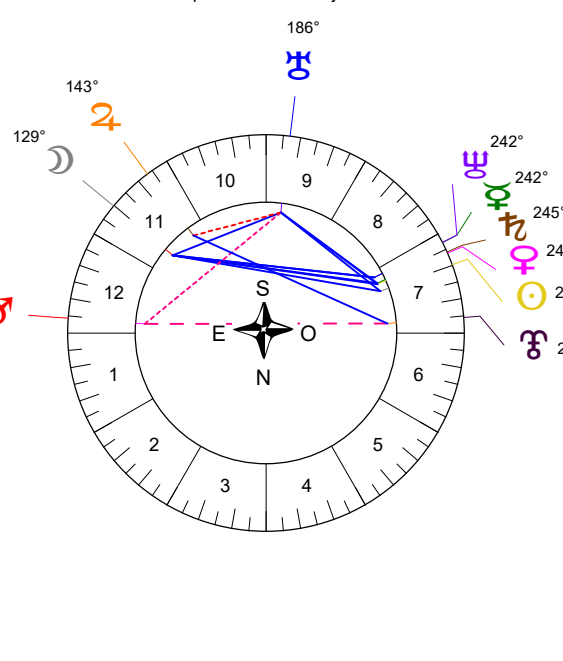
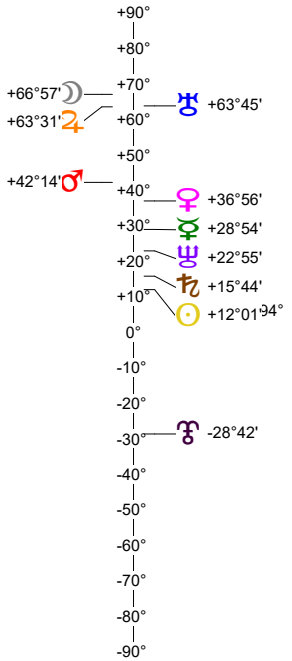
Hauteurs

Sphère locale - Sujet

Déclinaisons

Sphère géo-équatoriale - Objet

Distances à la Terre en UA



☉	0.992	+
☽	375 041 km	+
☿	0.962	-
♂	0.316	-
♀	0.909	+
♁	5.069	+
♂	10.598	+
♁	19.902	+
♁	30.859	+
♁	35.929	-

IG relatives

Héliocentr.	Géocentr.
☉	72
☽	72
☿	69
♂	19
♀	65
♁	14
♂	37
♁	11
♁	36
♁	18
♁	43