

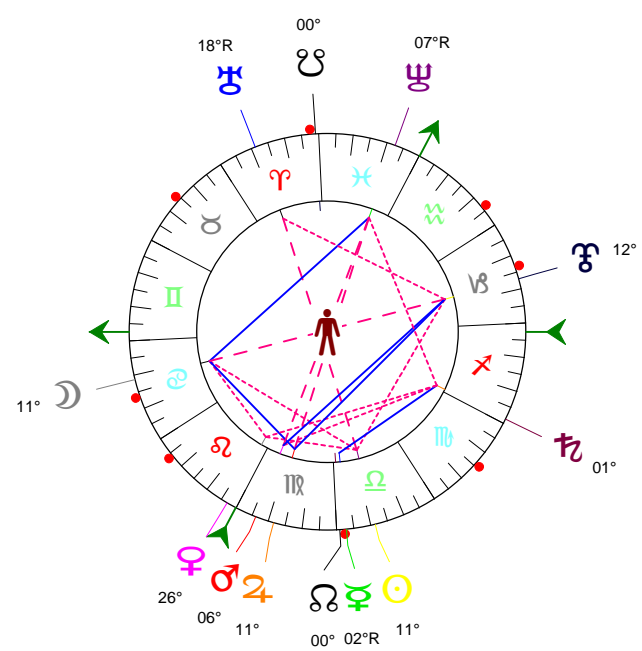
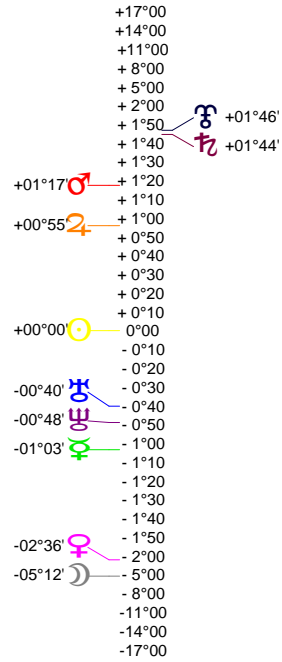
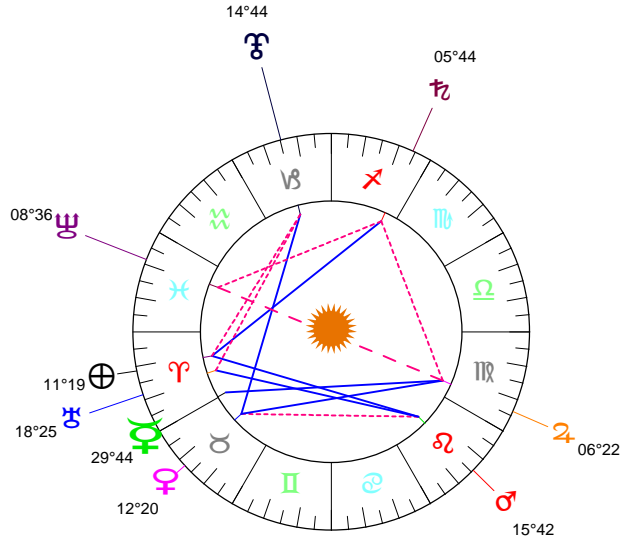
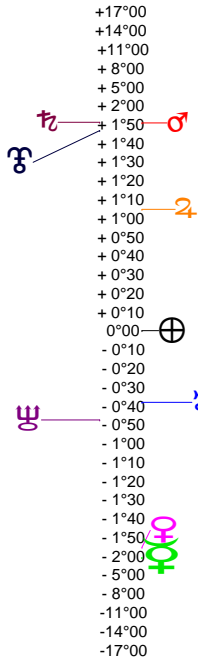
Latitudes héliocentriques

Sphère hélio-écliptique - Intégration

Latitudes géo-écliptiques

Sphère topo-géo-écliptique - Relation

Distances au Soleil en UA



☉	1.000	-
☽	0.326	-
♂	0.723	-
♀	1.655	-
♃	5.397	+
♄	9.999	+
♅	19.983	-
♆	29.962	-
♇	32.959	+

Maisons Placidus

I-VII	27II×25
II-VIII	16♁♁31
III-IX	06♁♁03
IV-X	29♁♁49
V-XI	02♁♁26
VI-XII	15♁♁44

Rétrogradations

♁	du 17 09 15 au 25 01 16
♂	du 26 07 15 au 26 12 15
♆	du 12 06 15 au 18 11 15

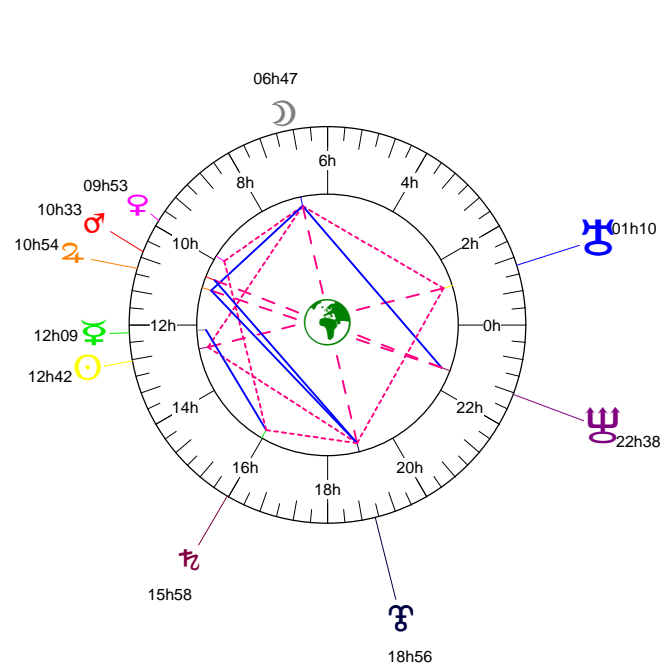
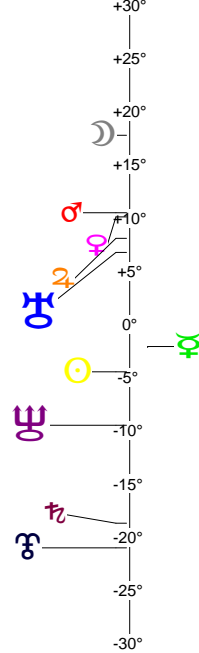
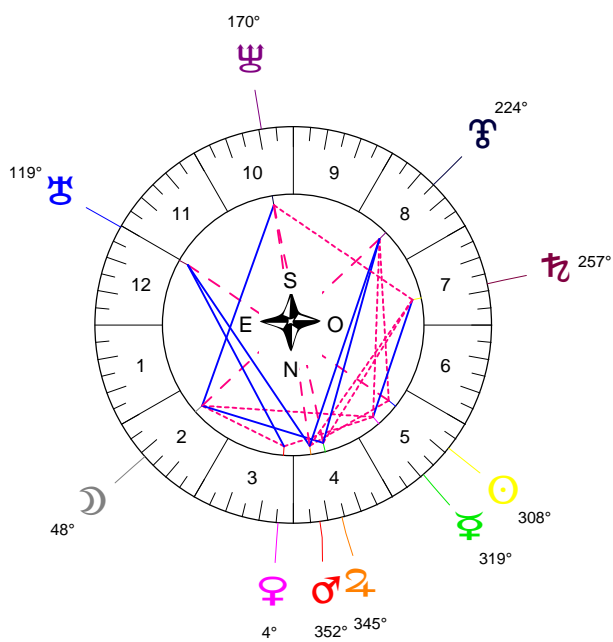
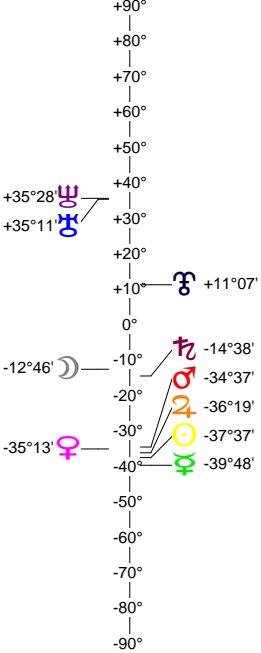
Hauteurs

Sphère locale - Sujet

Déclinaisons

Sphère géo-équatoriale - Objet

Distances à la Terre en UA



☉	1.000	-
☽	387 542 km	+
♂	0.699	+<
♀	0.533	+
♃	2.368	-
♄	6.243	-
♅	10.612	+
♆	18.991	-
♇	29.125	+
♁	32.915	+

IG relatives

	Héliocentr.	Géocentr.
☉	48	47
☽	3	39
♂	81	48
♀	50	21
♃	3	1
♄	11	4
♅	10	11
♆	6	68
♇	63	82
♁	64	59