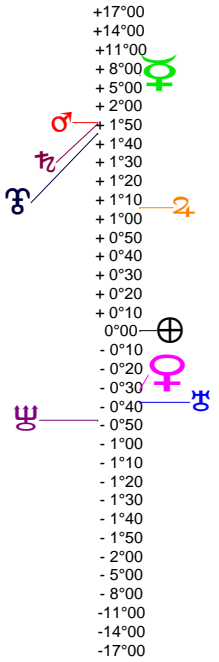
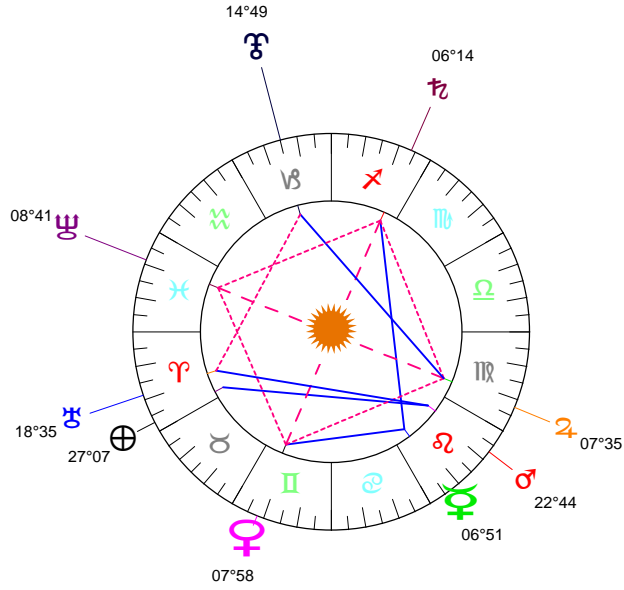


15 10 20 PQ - 20/10/2015 à 20h31m13 (GMT) LEYMARIE 44N36 - 002E12

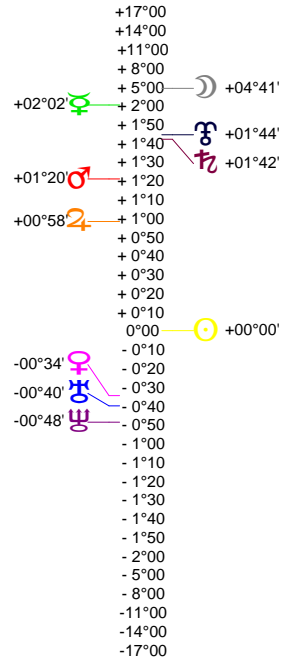
Latitudes héliocentriques



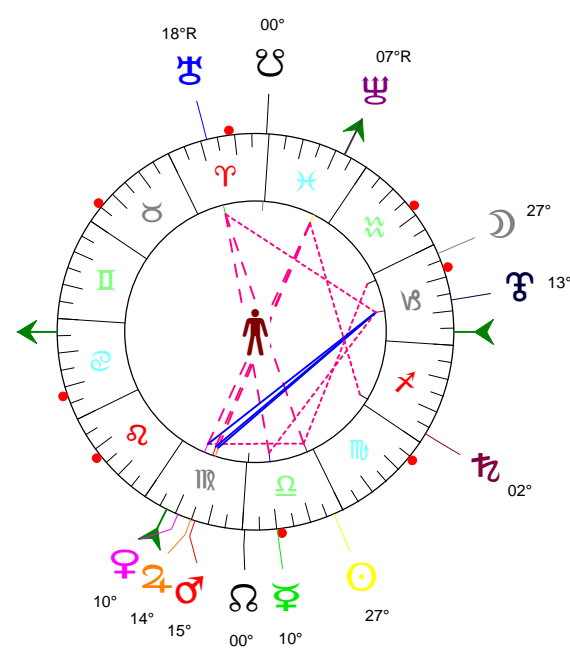
Sphère hélio-écliptique - Intégration



Latitudes géo-écliptiques



Sphère topo-géo-écliptique - Relation



Distances au Soleil en UA

☉	0.996	-
☽	0.327	+
♃	0.721	-
♄	1.661	-
♅	5.401	+
♆	10.001	+
♇	19.982	-
♁	29.961	-
♂	32.969	+

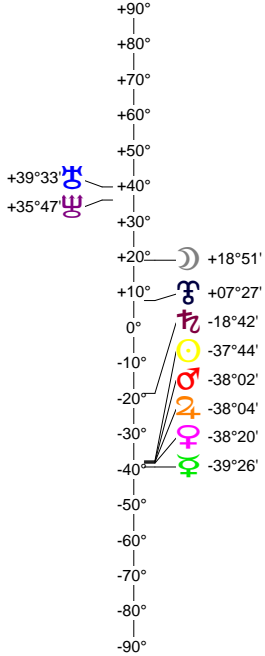
Maisons Placidus

I-VII	03♁♁52
II-VIII	22♁♁28
III-IX	12♁♁24
IV-X	07♁♁16
V-XI	11♁♁23
VI-XII	24♁♁29

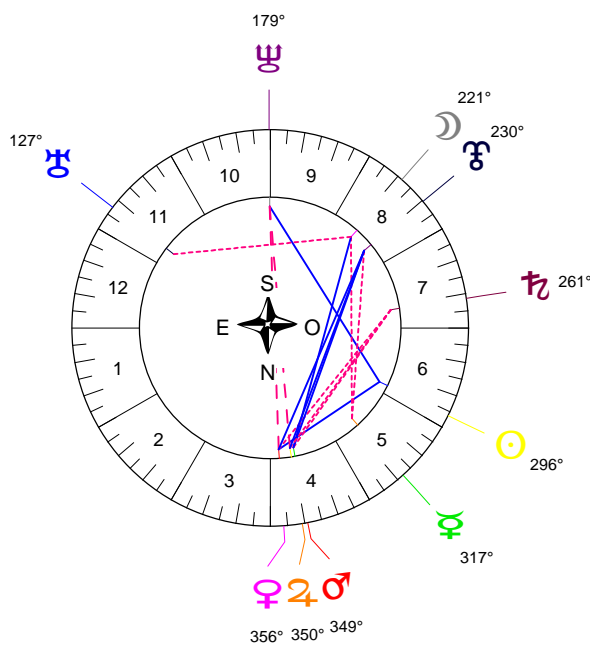
Rétrogradations

♁	du 26 07 15 au 26 12 15
♂	du 12 06 15 au 18 11 15

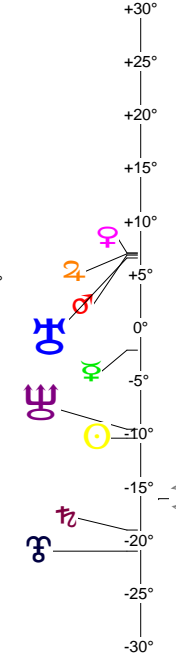
Hauteurs



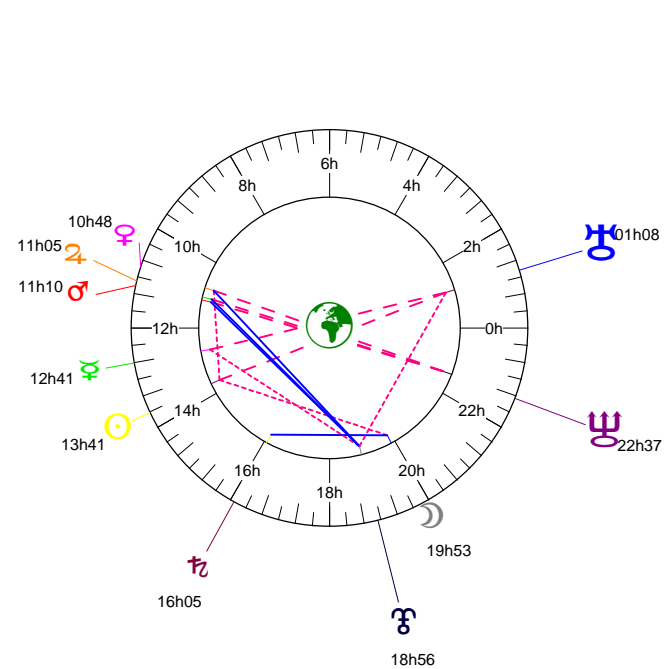
Sphère locale - Sujet



Déclinaisons



Sphère géo-équatoriale - Objet



Distances à la Terre en UA

☉	0.996	-
☽	379 718 km	-
♃	1.099	+
♄	0.652	+
♅	2.276	-
♆	6.094	-
♇	10.792	+
♁	18.998	+
♂	29.310	+
♁♂	33.195	+

IG relatives

	Héliocentr.	Géocentr.
☉	62	61
☽	80	11
♃	72	13
♄	1	1
♅	10	8
♆	10	7
♇	6	67
♁	63	75
♂	64	57