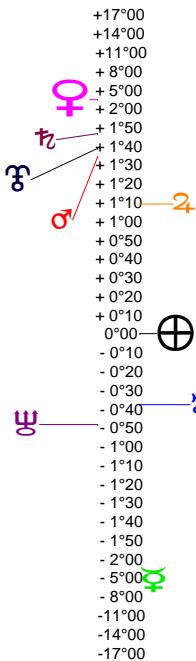
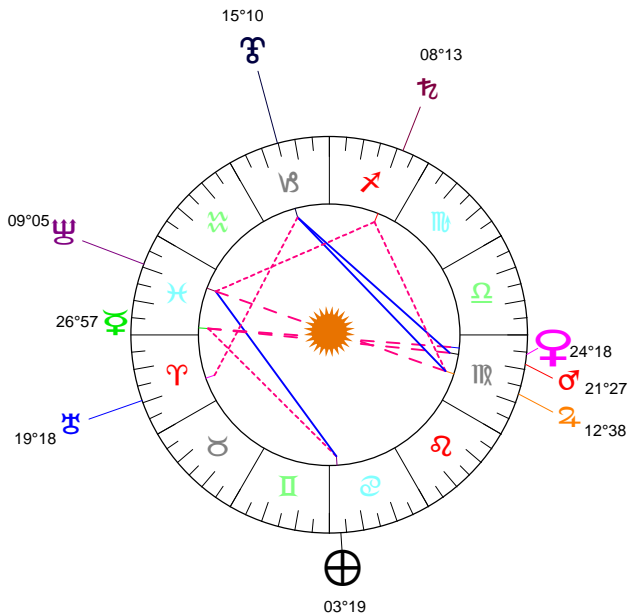


15 12 25 PL - 25/12/2015 à 11h11m19 (GMT) LEYMARIE 44N36 - 002E12

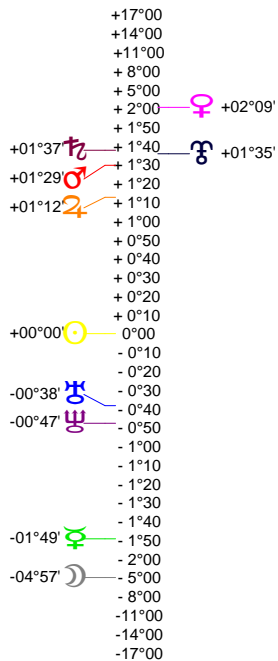
Latitudes héliocentriques



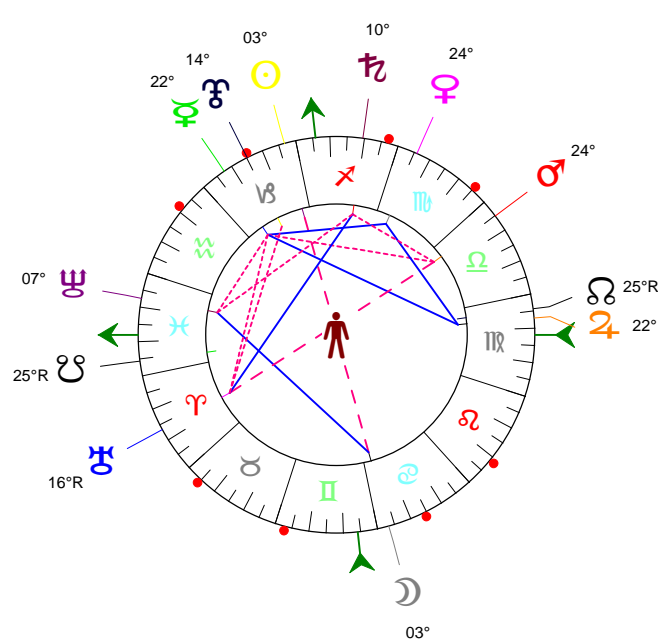
Sphère hélio-écliptique - Intégration



Latitudes géo-écliptiques



Sphère topo-géo-écliptique - Relation



Distances au Soleil en UA

☉	0.984	-
☽	0.359	-
♃	0.720	+
♄	1.660	-
♅	5.415	+
♁	10.010	+
♂	19.976	-
♆	29.960	-
♇	33.009	+

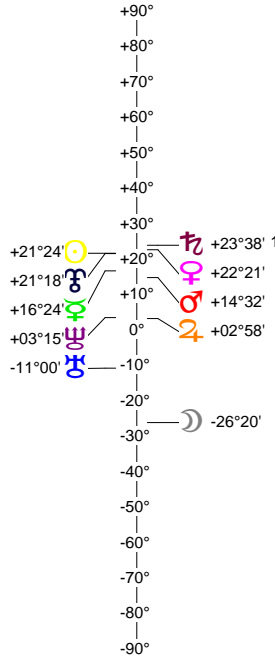
Maisons Placidus

I-VII	18♁1002
II-VIII	04♄1049
III-IX	03♂1002
IV-X	24♂11
V-XI	14♄1020
VI-XII	08♁1044

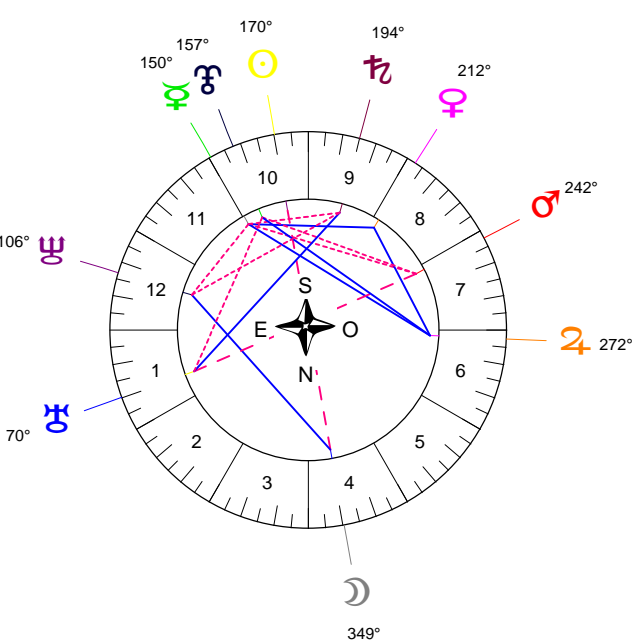
Rétrogradations

♄ du 26 07 15 au 26 12 15

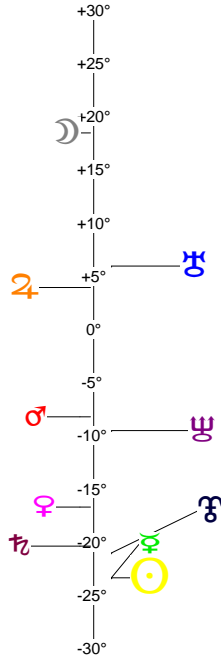
Hauteurs



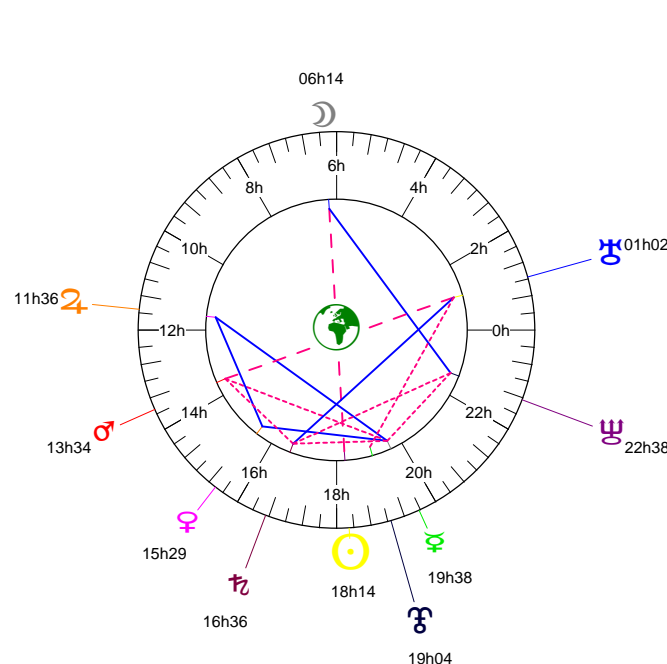
Sphère locale - Sujet



Déclinaisons



Sphère géo-équatoriale - Objet



Distances à la Terre en UA

☉	0.984	-
☽	376 266 km	+
♃	1.084	-
♄	1.124	+
♅	1.747	-
♁	5.150	-
♂	10.908	-
♆	19.728	-
♇	30.377	+
♈	33.972	+

IG relatives

Héliocentr.	Géocentr.
☉	99
☽	66
♃	12
♄	3
♅	3
♁	34
♂	5
♆	41
♇	35
♈	53