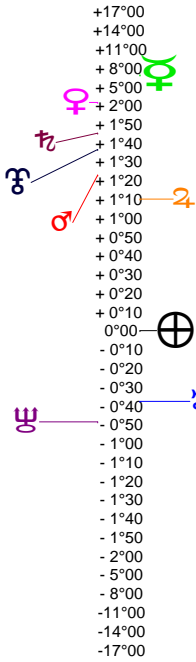
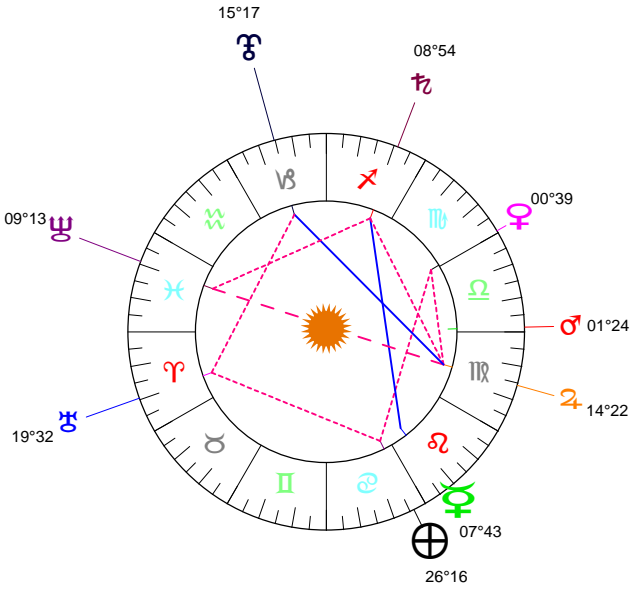


16 01 16 PQ - 16/01/2016 à 23h26m13 (GMT) LEYMARIE 44N36 - 002E12

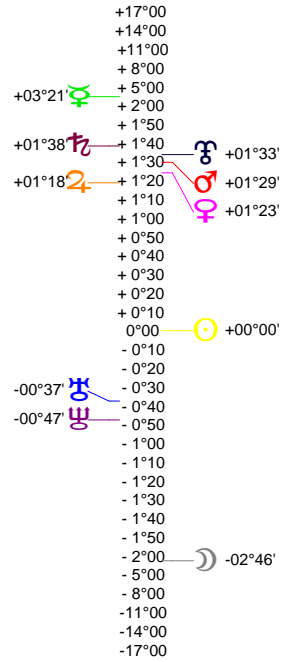
Latitudes héliocentriques



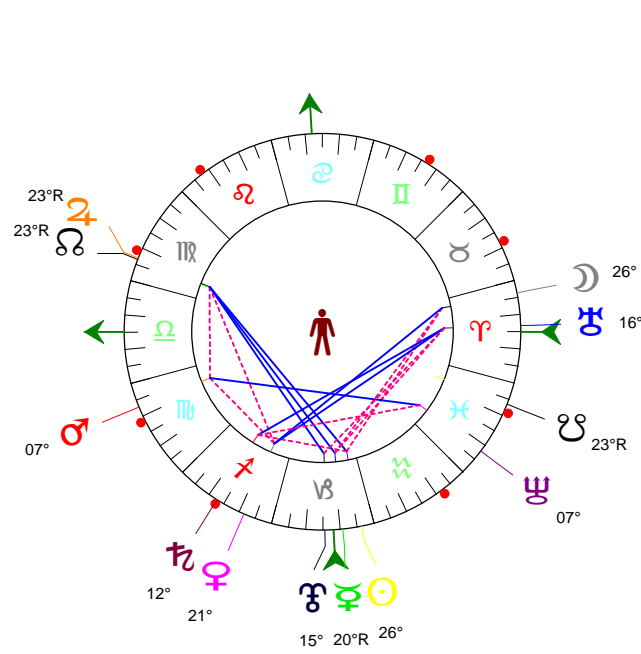
Sphère hélio-écliptique - Intégration



Latitudes géo-écliptiques



Sphère topo-géo-écliptique - Relation



Distances au Soleil en UA

♁	0.984	+
♂	0.328	+
♃	0.722	-
♄	1.650	-
♅	5.419	+
♆	10.013	+
♇	19.974	-
♈	29.959	-
♉	33.023	+

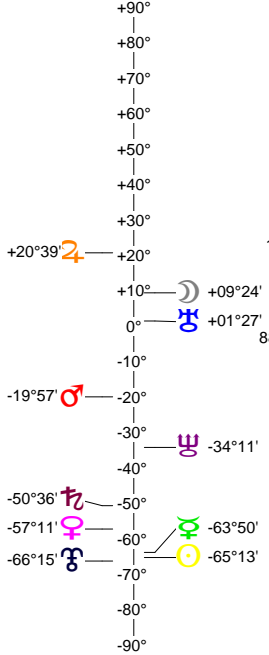
Maisons Placidus

I-VII	14♉°56'
II-VIII	11♈°35'
III-IX	13♊°02'
IV-X	18♋°05'
V-XI	22♌°01'
VI-XII	21♍°10'

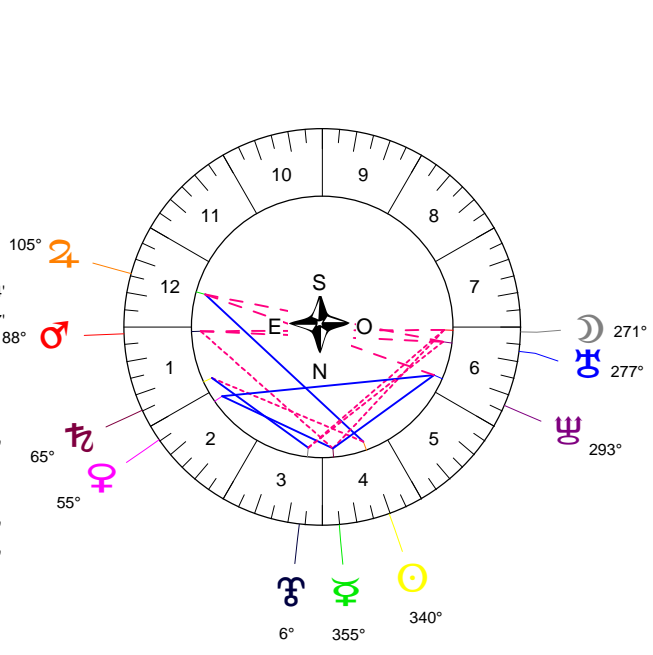
Rétrogradations

♁	du 05 01 16 au 22 05 16
♂	du 08 01 16 au 09 05 16

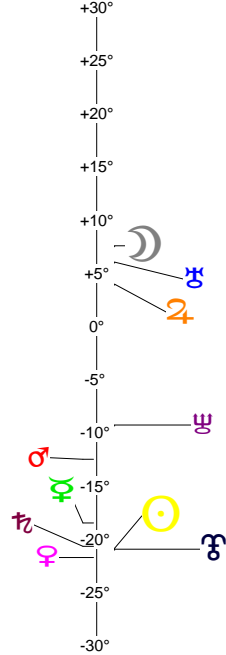
Hauteurs



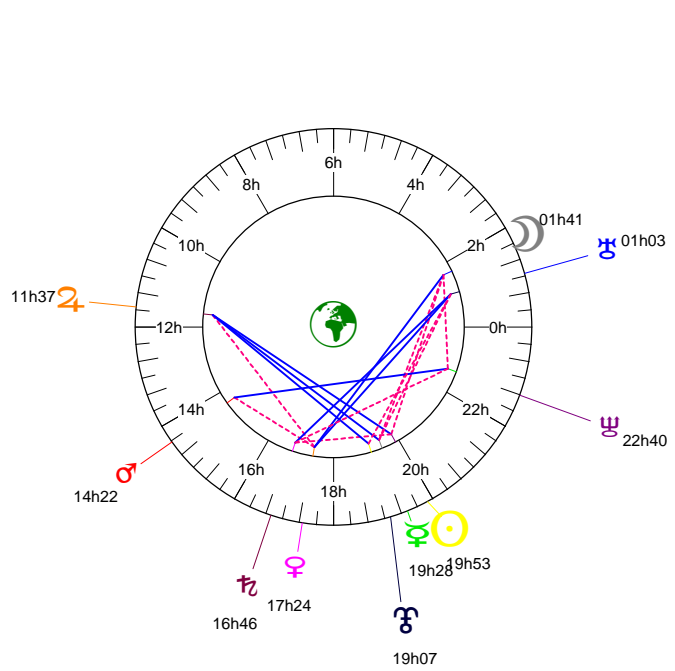
Sphère locale - Sujet



Déclinaisons



Sphère géo-équatoriale - Objet



Distances à la Terre en UA

♁	0.984	+
♂	370 624 km	+
♃	0.669	+<
♄	1.264	+
♅	1.525	-
♆	4.818	-
♇	10.703	-
♈	20.113	+
♉	30.686	+
♊	33.989	-

IG relatives

Héliocentr.	Géocentr.
♁	98
♂	80
♃	54
♄	2
♅	4
♆	47
♇	9
♈	29
♉	24
♊	53