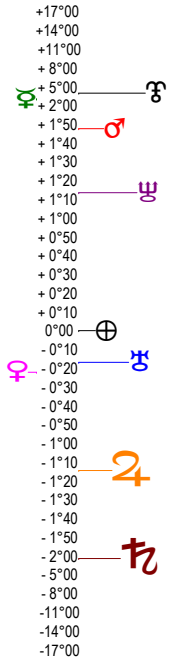
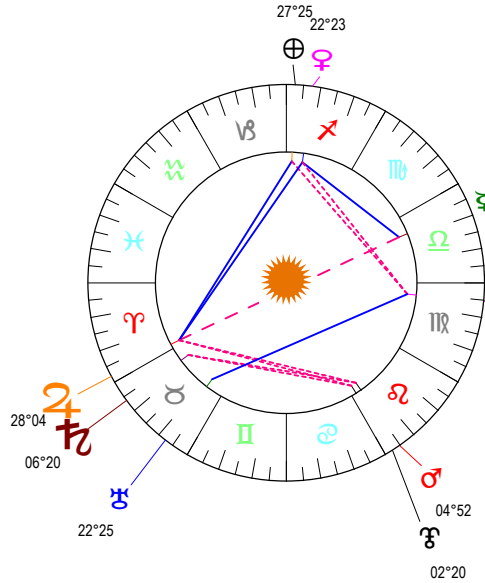


appel du 18 juin 1ere diffusion - 18/06/1940 à 22h00m00 (GMT+1) LONDRES 51N30 - 00W10

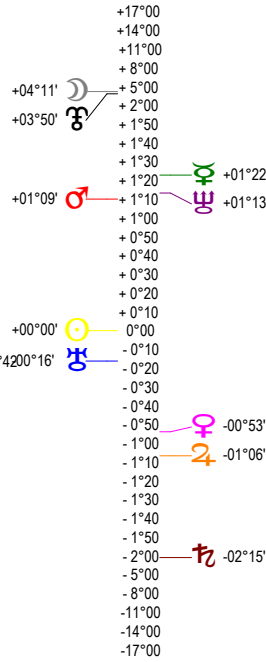
Latitudes héliocentriques



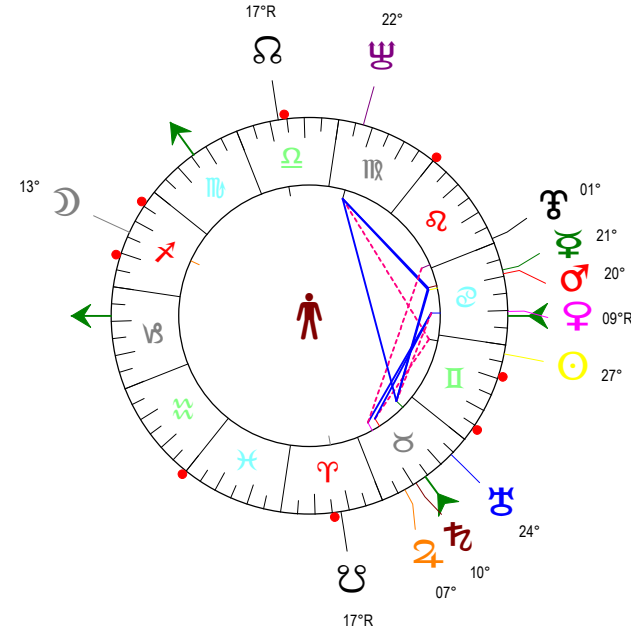
Sphère hélio-écliptique - Intégration



Latitudes géo-écliptiques



Sphère topo-géo-écliptique - Relation



Distances au Soleil en UA

| | | |
|---|--------|---|
| ☉ | 1.016 | + |
| ☽ | 0.421 | + |
| ♁ | 0.727 | + |
| ♂ | 1.643 | + |
| ♀ | 4.956 | + |
| ♃ | 9.242 | - |
| ♄ | 19.584 | - |
| ♅ | 30.230 | + |
| ♆ | 38.769 | - |

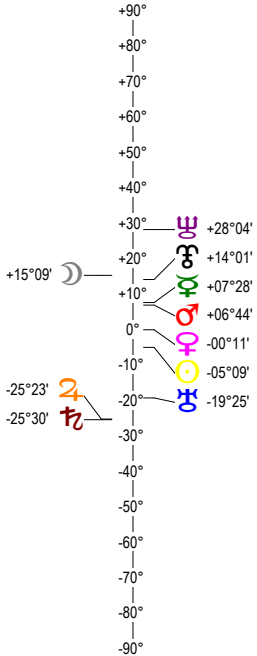
Maisons Placidus

| | |
|---------|---------|
| I-VII | 08♁@28 |
| II-VIII | 29♁@244 |
| III-IX | 15♀@36 |
| IV-X | 14♁@14 |
| V-XI | 04♁@09 |
| VI-XII | 20♁@55 |

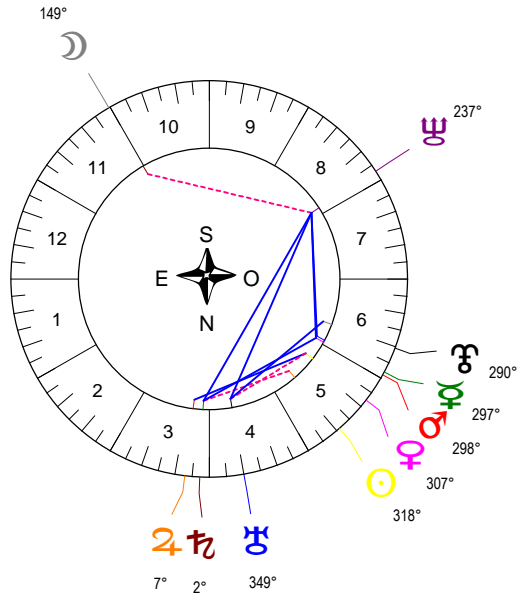
Rétrogradations

☽ du 05 06 40 au 18 07 40

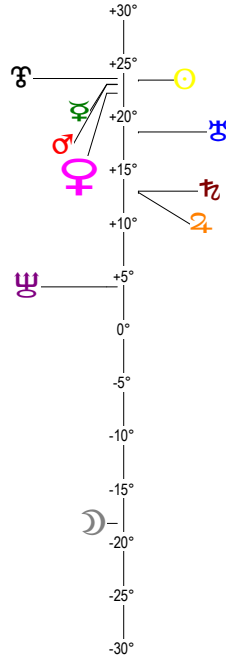
Hauteurs



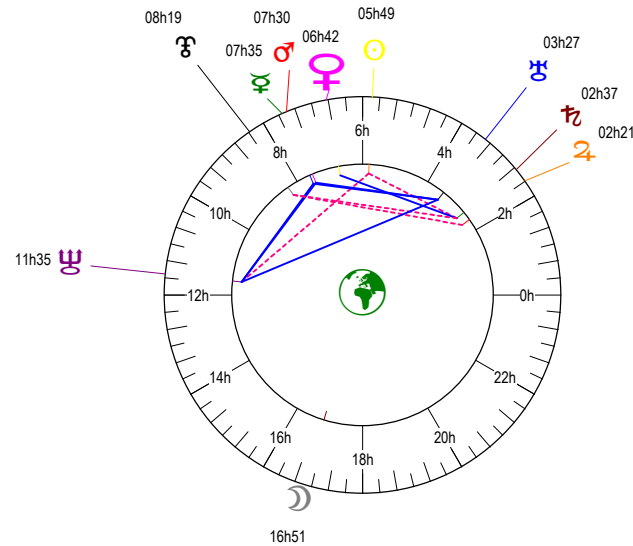
Sphère locale - Sujet



Déclinaisons



Sphère géo-équatoriale - Objet



Distances à la Terre en UA

| | | |
|----|------------|---|
| ☉ | 1.016 | + |
| ☽ | 375 931 km | + |
| ♁ | 0.924 | - |
| ♂ | 0.299 | - |
| ♀ | 2.526 | + |
| ♃ | 5.543 | - |
| ♄ | 9.911 | - |
| ♅ | 20.424 | - |
| ♆ | 30.295 | + |
| ♁♂ | 39.605 | + |

IG relatives

| | Héliocentr. | Géocentr. |
|----|-------------|-----------|
| ☉ | 2 | 0 |
| ☽ | | 67 |
| ♁ | 18 | 22 |
| ♂ | 17 | 72 |
| ♀ | 6 | 0 |
| ♃ | 99 | 21 |
| ♄ | 79 | 28 |
| ♅ | 26 | 19 |
| ♆ | 24 | 38 |
| ♁♂ | 33 | 28 |