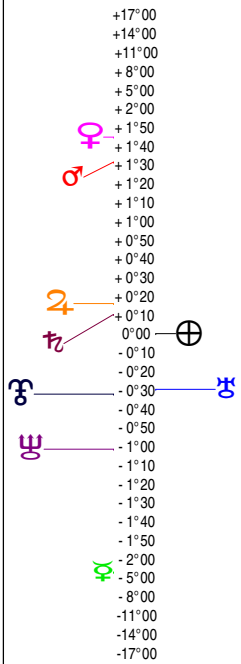
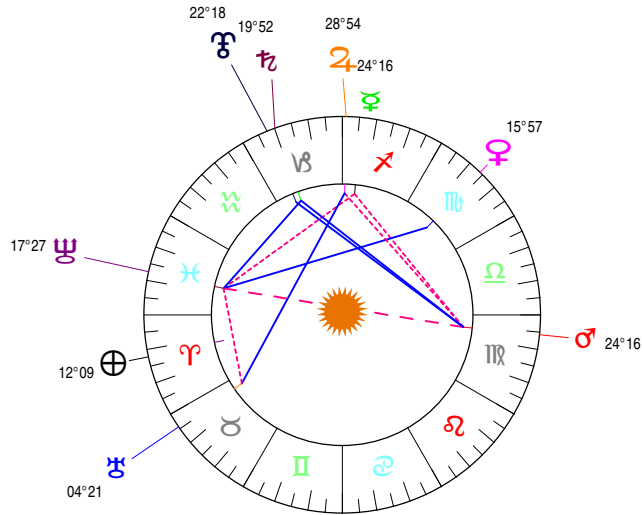


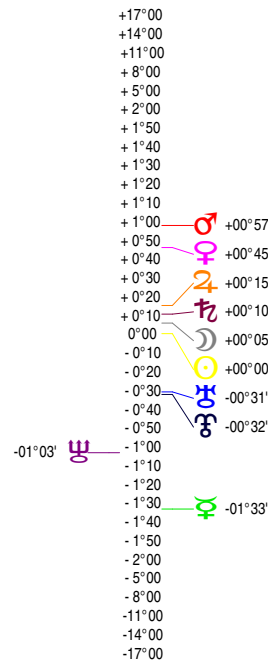
Latitudes héliocentriques



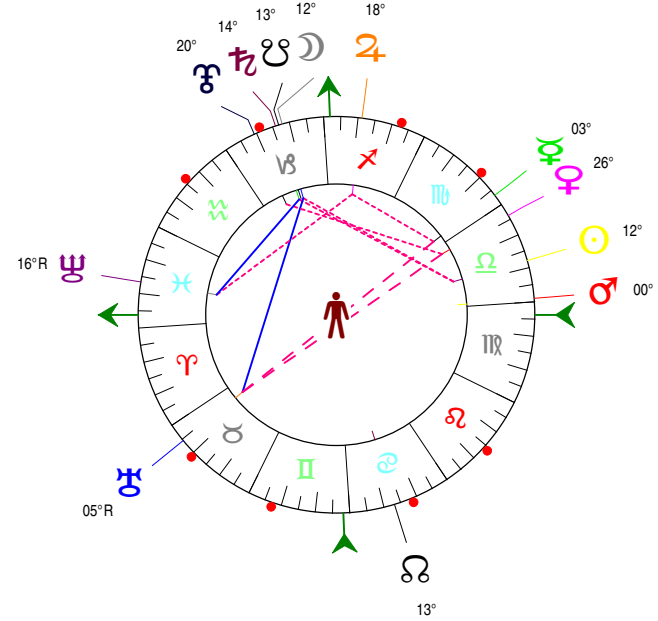
Sphère hélio-écliptique - Intégration



Latitudes géo-écliptiques



Sphère topo-géo-écliptique - Relation



Distances au Soleil en UA

☉	1.000	-
☽	0.466	-
♂	0.724	+
♀	1.658	-
♃	5.259	-
♄	10.042	-
♅	19.829	-
♁	29.934	-
♂	33.893	+

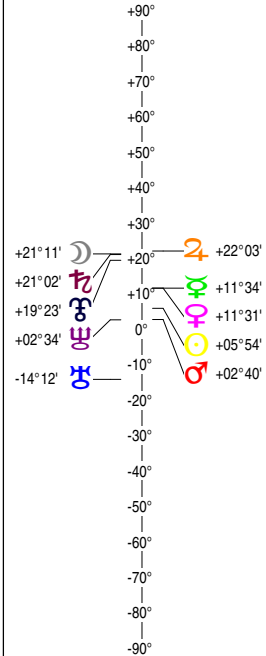
Maisons Placidus

I-VII	26♁11
II-VIII	10♂♂38
III-IX	07♂♂26
IV-X	28♂♂09
V-XI	18♂♂34
VI-XII	14♂♂08

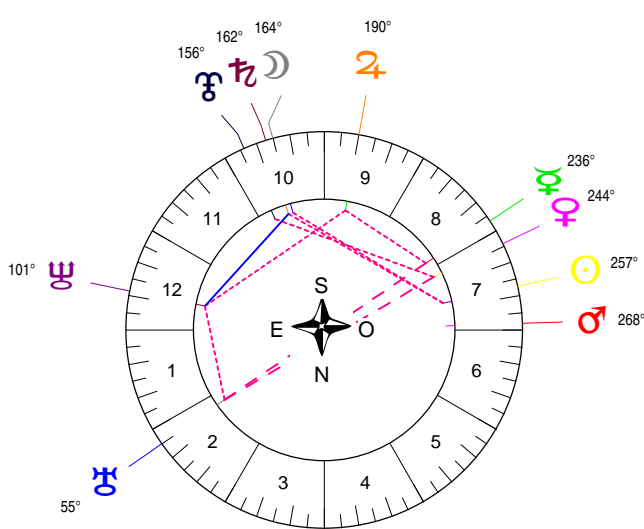
Rétrogradations

♂	du 12 08 19 au 11 01 20
♁	du 21 06 19 au 27 11 19

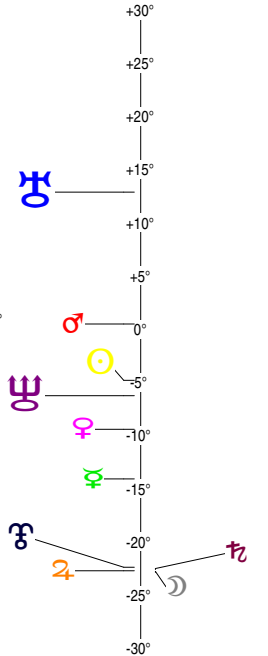
Hauteurs



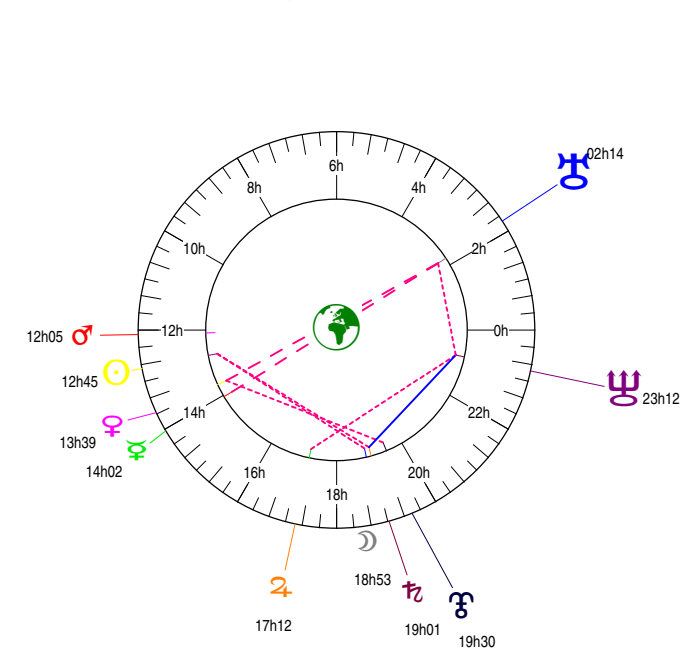
Sphère locale - Sujet



Déclinaisons



Sphère géo-équatoriale - Objet



Distances à la Terre en UA

☉	1.000	-
☽	392 970 km	+
♂	1.226	-
♀	1.651	-
♃	2.627	-
♄	5.574	+
♅	9.958	+
♁	18.907	-
♂	29.029	+
♂	33.731	+

IG relatives

	Héliocentr.	Géocentr.
☉	49	48
☽	0	26
♂	46	6
♀	2	0
♃	36	20
♄	6	27
♅	13	71
♁	67	86
♂	58	54