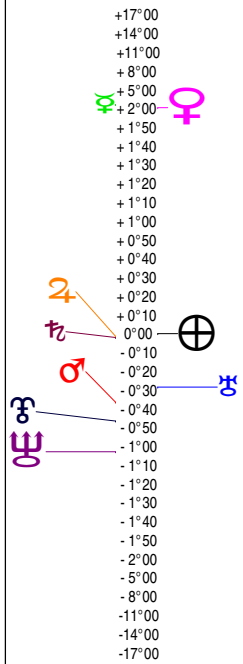
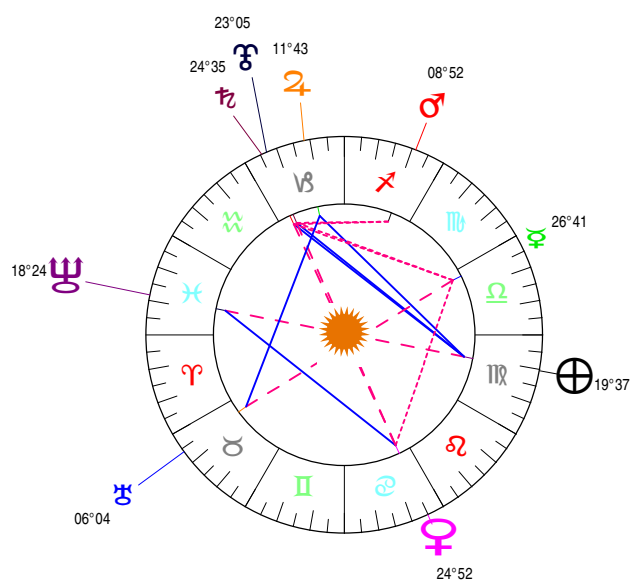


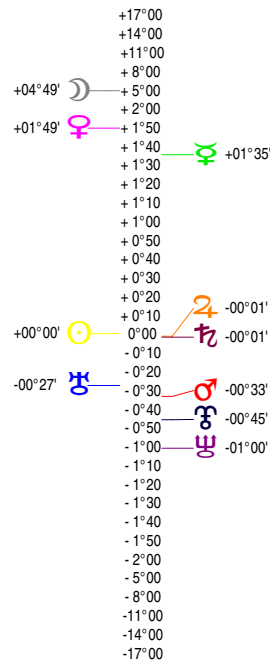
Latitudes héliocentriques



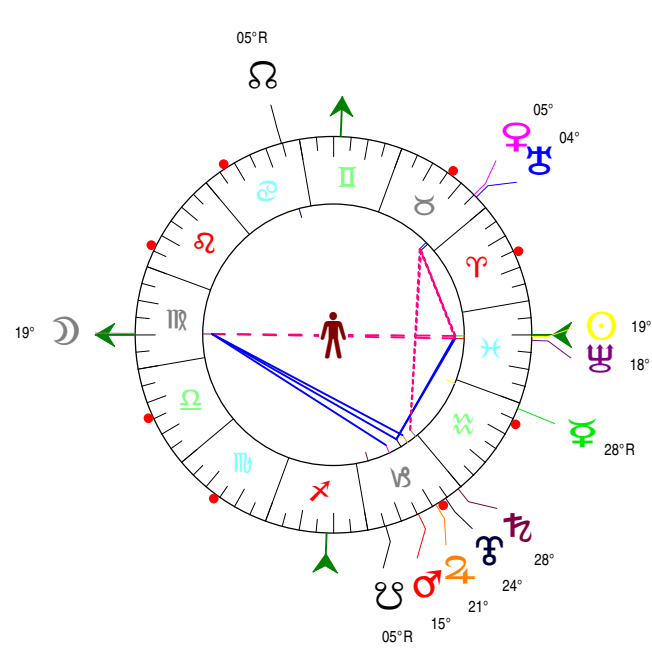
Sphère hélio-écliptique - Intégration



Latitudes géo-écliptiques



Sphère topo-géo-écliptique - Relation



Distances au Soleil en UA

☉	0.993	+
☽	0.426	+
☿	0.719	-
♈	1.504	-
♉	5.202	-
♊	10.027	-
♋	19.810	-
♌	29.932	-
♍	33.996	+

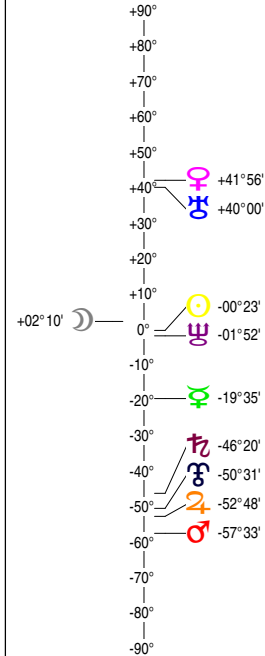
Maisons Placidus

I-VII	20♈02
II-VIII	14♉21
III-IX	13♊55
IV-X	17♋59
V-XI	22♌46
VI-XII	23♍49

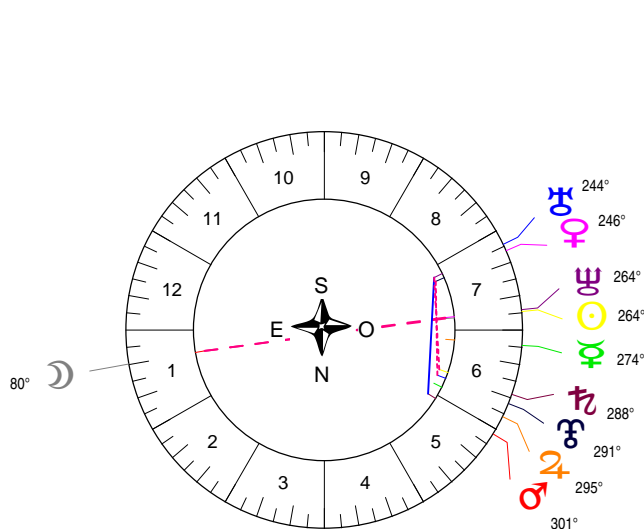
Rétrogradations

☿ du 17 02 20 au 12 07 20

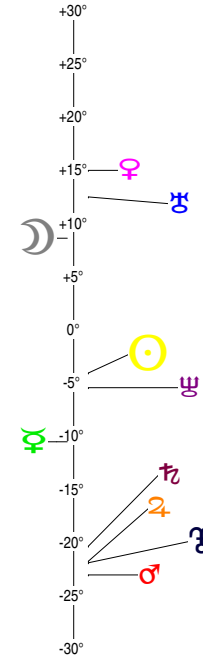
Hauteurs



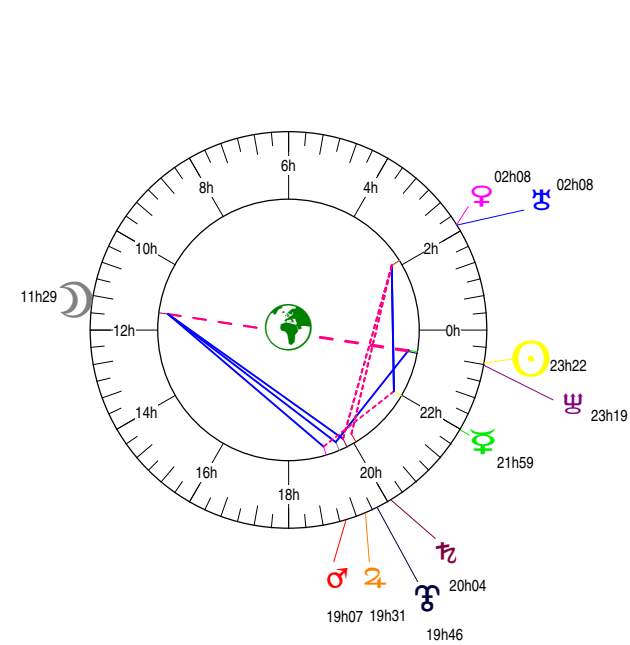
Sphère locale - Sujet



Déclinaisons



Sphère géo-équatoriale - Objet



Distances à la Terre en UA

☉	0.993	+
☽	357 399 km	-
☿	0.703	+<
♈	0.824	-
♉	1.641	-
♊	5.651	-
♋	10.627	-
♌	20.507	+
♍	30.924	->
♎	34.553	-

IG relatives

	Héliocentr.	Géocentr.
☉	70	69
☽		117
☿	16	48
♈	98	8
♉	50	3
♊	47	18
♋	8	11
♌	14	17
♍	67	16
♎	57	50