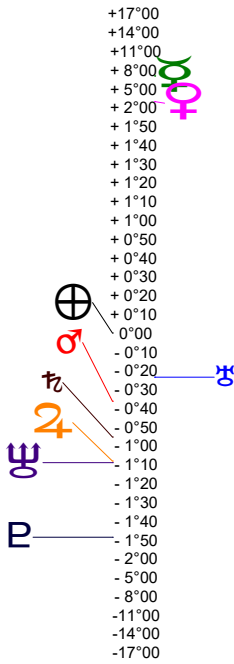
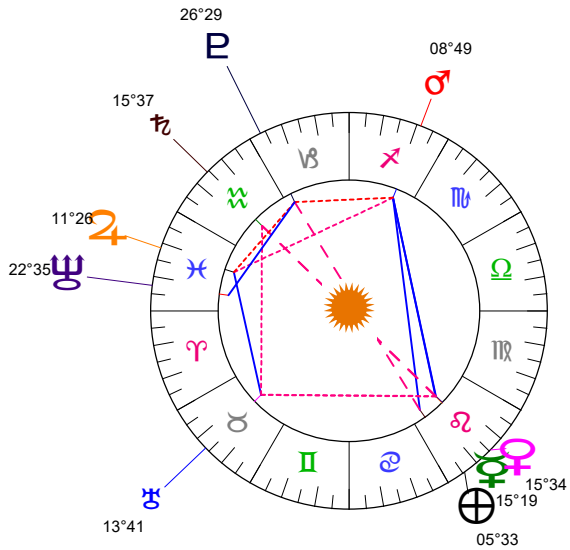


22 01 25 DQ - 25/01/2022 à 13h40m42 TU Leymarie 44N36 - 002E12

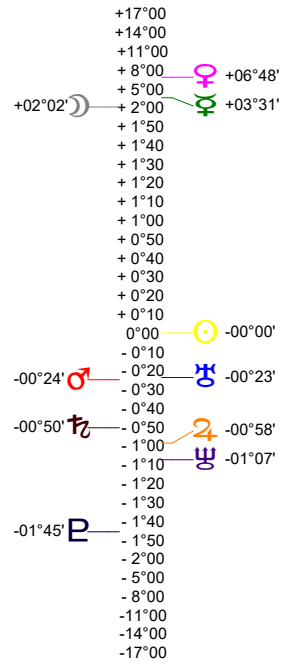
Latitudes héliocentriques



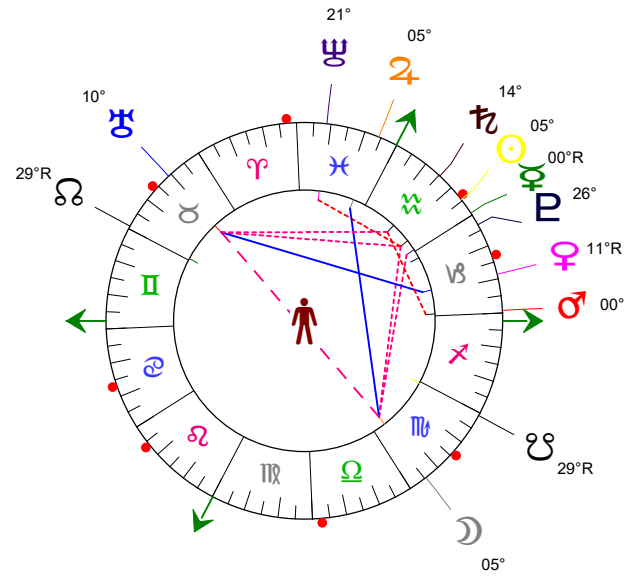
Sphère hélio-écliptique - Intégration



Latitudes géo-écliptiques



Sphère topo-géo-écliptique - Relation



Distances au Soleil en UA

☉	0.984	+
☽	0.334	+
☿	0.718	+<
♁	1.505	-
♂	4.988	-
♃	9.915	-
♅	19.719	-
♁	29.920	-
♃	34.450	+

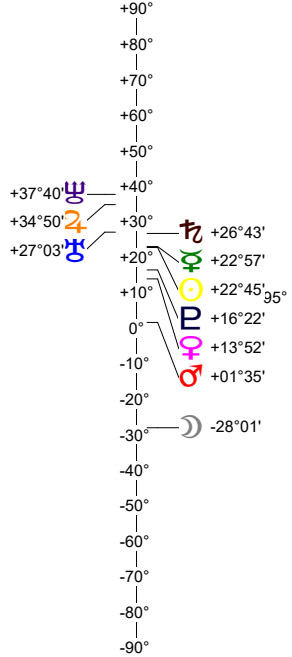
Domification : Placidus

I-VII	27	II	42
II-VIII	16	♁	46
III-IX	06	♁	19
IV-X	00	♁	08
V-XI	02	♁	49
VI-XII	16	♁	07

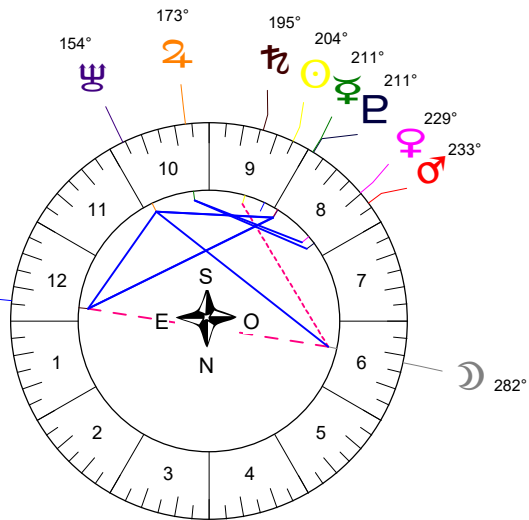
Rétrogradations

☿	du 14 01 22 au 03 06 22
♁	du 19 12 21 au 29 01 22

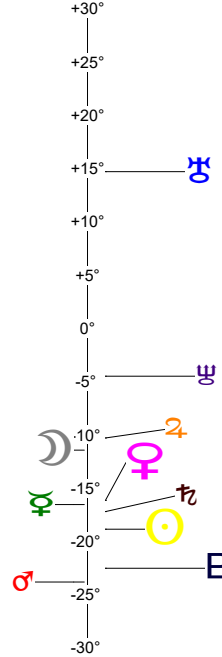
Hauteurs



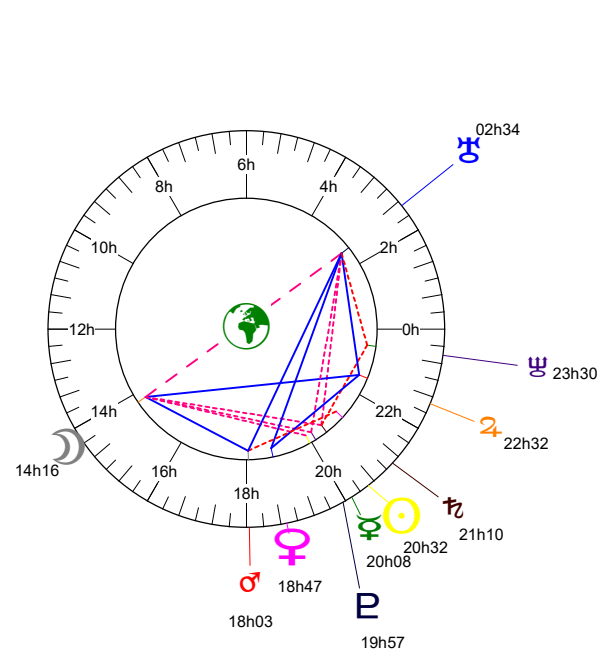
Sphère locale - Sujet



Déclinaisons



Sphère géo-équatoriale - Objet



Distances à la Terre en UA

☉	0.984	+
☽	374 671 km	-
☿	0.662	+<
♁	0.307	+
♂	2.204	-
♃	5.814	+
♅	10.885	+
♁	19.604	+
♃	30.599	+
♅	35.422	-

IG relatives

IG relatives	
Héliocentr.	Géocentr.
☉	96
☽	96
☿	70
♁	56
♂	69
♃	1
♅	14
♁	5
♃	46
♅	27
♁	45