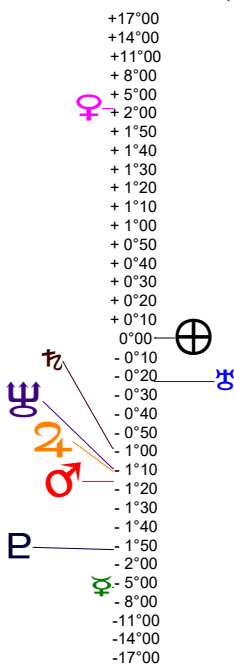
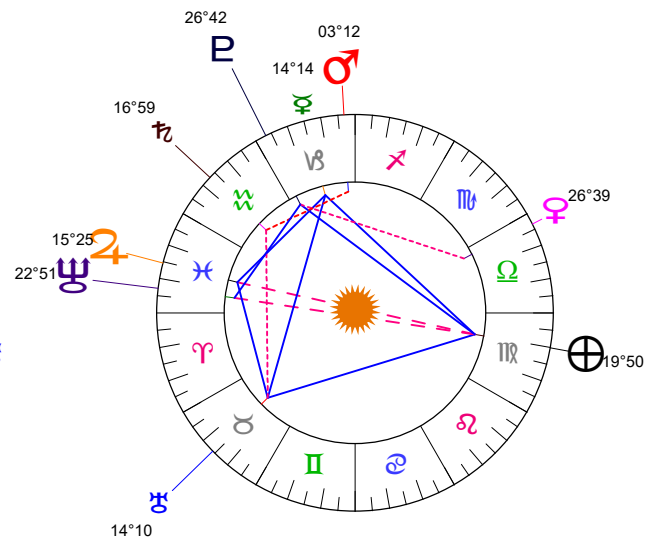


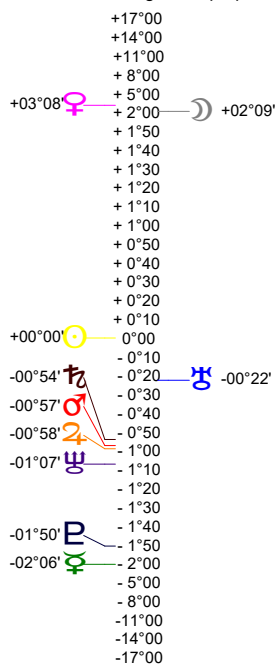
Latitudes héliocentriques



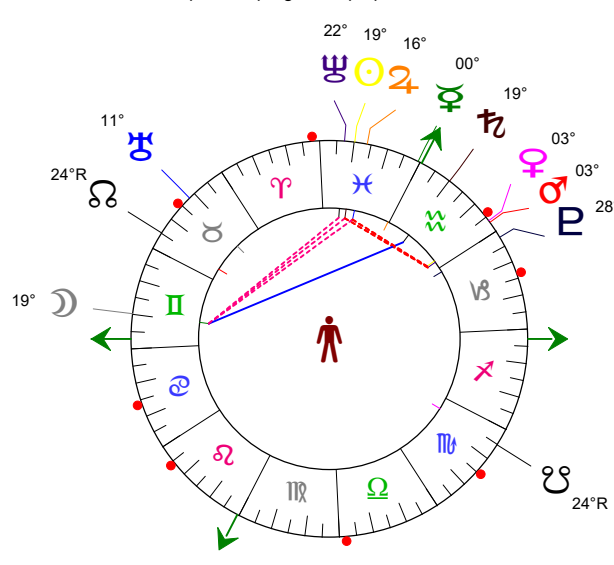
Sphère hélio-écliptique - Intégration



Latitudes géo-écliptiques



Sphère topo-géo-écliptique - Relation



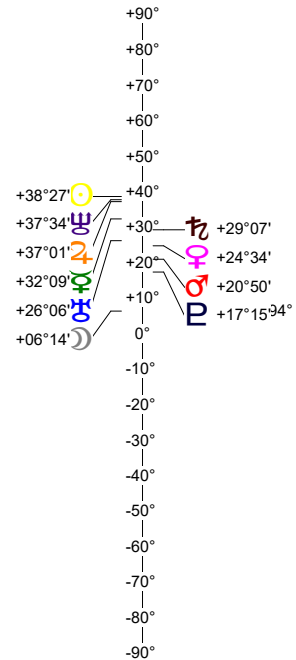
Distances au Soleil en UA

| | | |
|---|--------|---|
| ☽ | 0.993 | + |
| ☾ | 0.454 | - |
| ☿ | 0.722 | + |
| ♁ | 1.450 | - |
| ♂ | 4.980 | - |
| ♃ | 9.905 | - |
| ♅ | 19.713 | - |
| ♁ | 29.919 | - |
| ♃ | 34.479 | + |

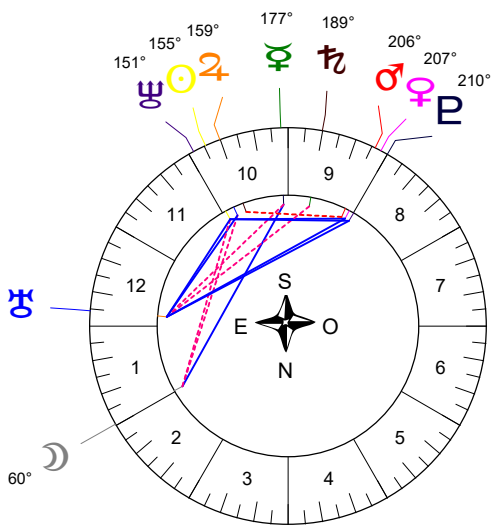
Domification : Placidus

| | |
|---------|---------|
| I-VII | 27II×06 |
| II-VIII | 16♁♁14 |
| III-IX | 05♁♁45 |
| IV-X | 29♁♁28 |
| V-XI | 02♁♁00 |
| VI-XII | 15♁♁19 |

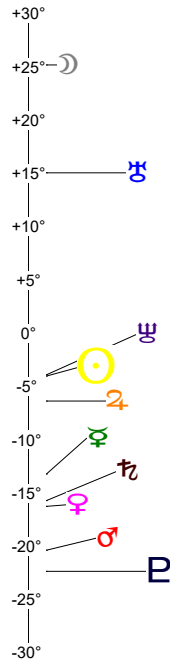
Hauteurs



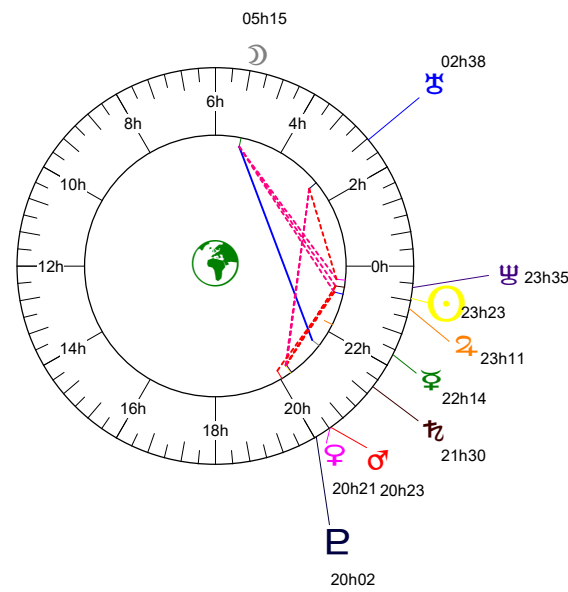
Sphère locale - Sujet



Déclinaisons



Sphère géo-équatoriale - Objet



Distances à la Terre en UA

| | | |
|---|------------|----|
| ☽ | 0.993 | + |
| ☾ | 404 136 km | + |
| ☿ | 1.250 | + |
| ♁ | 0.601 | + |
| ♂ | 1.937 | - |
| ♃ | 5.970 | -> |
| ♅ | 10.753 | - |
| ♁ | 20.308 | + |
| ♃ | 30.910 | +< |
| ♅ | 35.084 | - |

IG relatives

| | Héliocentr. | Géocentr. |
|---|-------------|-----------|
| ☽ | 70 | 69 |
| ☾ | | 3 |
| ☿ | 4 | 6 |
| ♁ | 63 | 16 |
| ♂ | 71 | 2 |
| ♃ | 94 | 10 |
| ♅ | 18 | 8 |
| ♁ | 19 | 23 |
| ♃ | 69 | 17 |
| ♅ | 55 | 47 |