

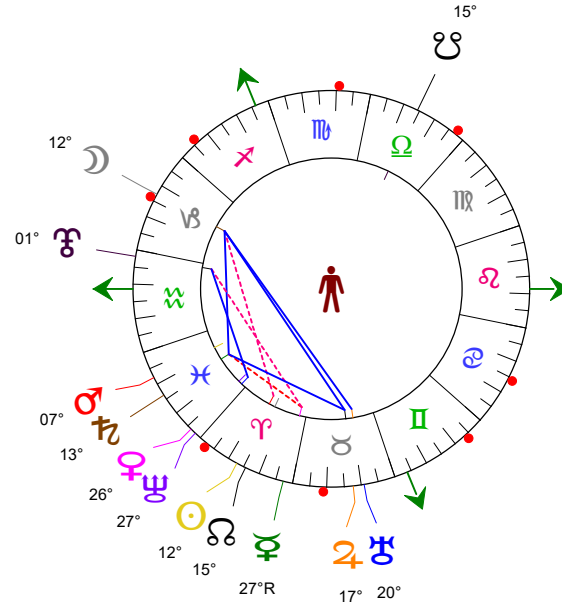
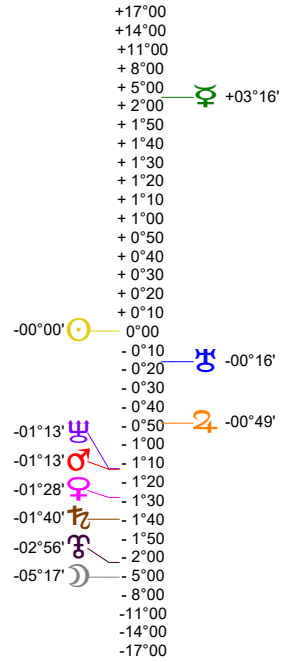
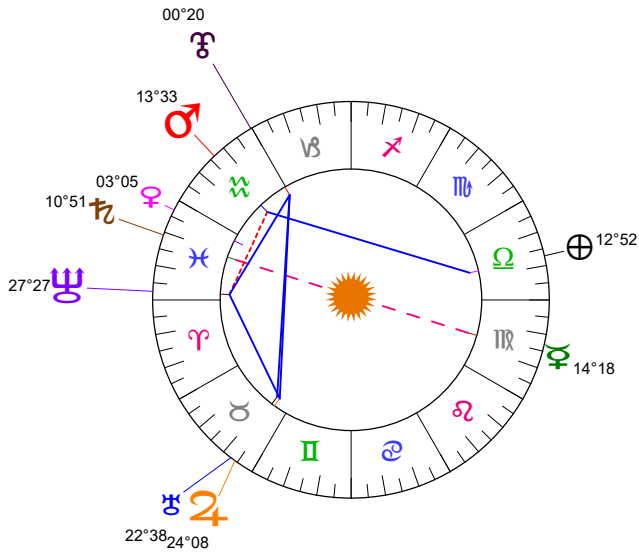
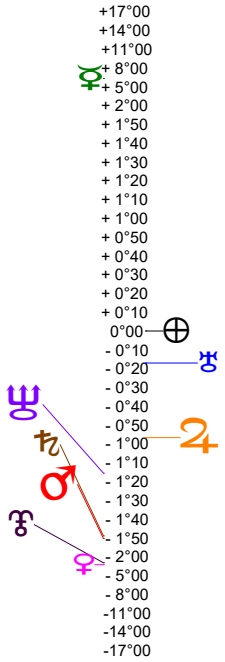
Latitudes héliocentriques

Sphère hélio-écliptique - Intégration

Latitudes géo-écliptiques

Sphère topo-géo-écliptique - Relation

Distances au Soleil en UA



☉	1.000	+
☽	0.366	+
☿	0.728	-
♁	1.391	-
♂	5.004	+
♃	9.712	-
♅	19.599	-
♁	29.901	-
♃	34.985	+

Domification : Placidus

I-VII	11♁♂220
II-VIII	02♃♁42
III-IX	09♁♂05
IV-X	03♁♂46
V-XI	23♁♂56
VI-XII	14♁♂19

Rétrogradations

♁ du 01 04 24 au 05 08 24

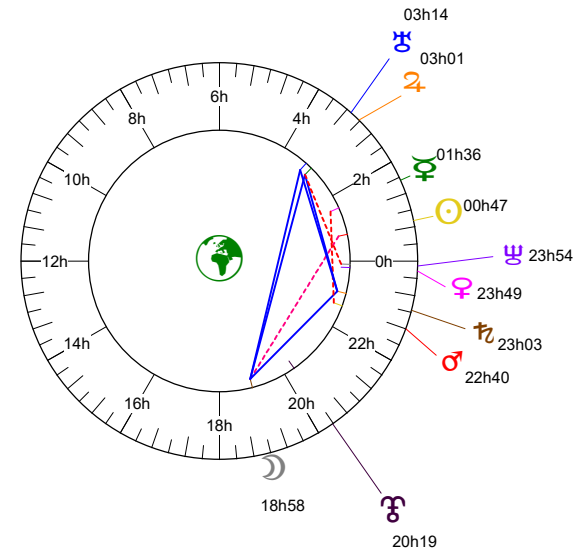
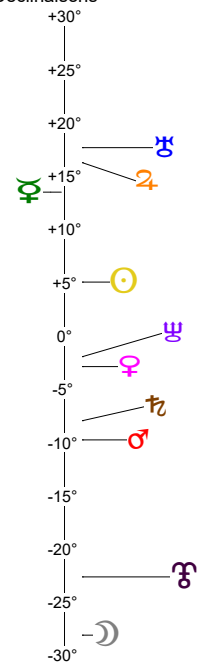
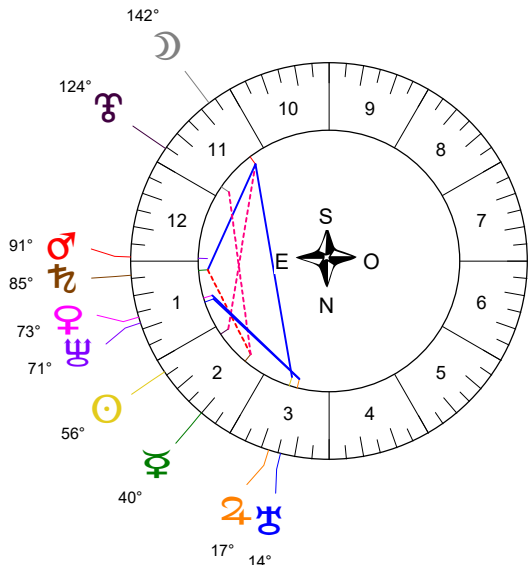
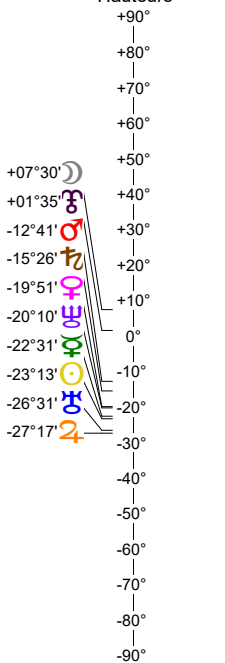
Hauteurs

Sphère locale - Sujet

Déclinaisons

Sphère géo-équatoriale - Objet

Distances à la Terre en UA



☉	1.000	+
☽	379 148 km	-
☿	0.703	->
♁	1.626	+
♂	2.086	-
♃	5.793	+
♅	10.572	-
♁	20.377	+
♃	30.866	-
♅	35.297	-

IG relatives

	Héliocentr.	Géocentr.
☉	50	49
☽	48	48
☿	4	0
♁	96	1
♂	88	15
♃	34	12
♅	25	21
♁	71	18
♃	52	46