

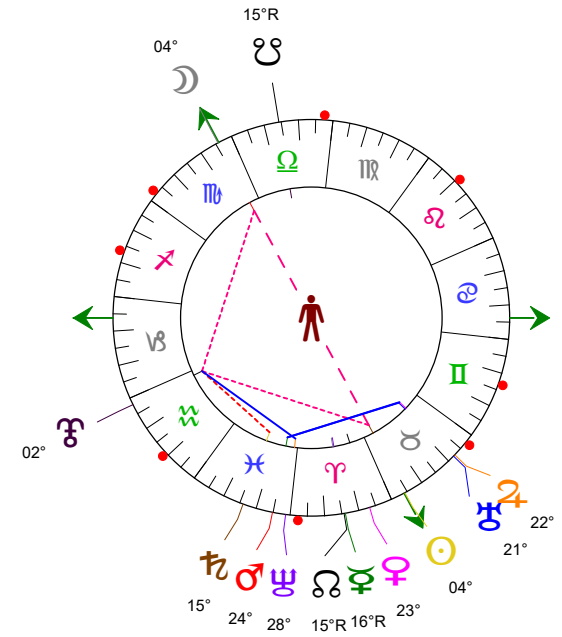
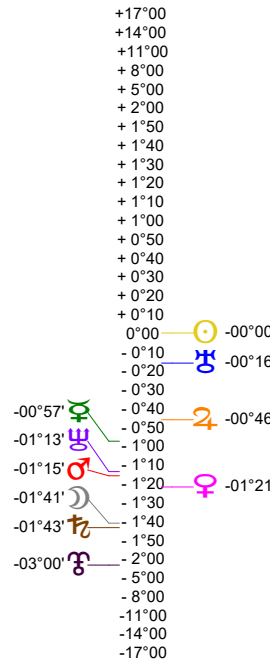
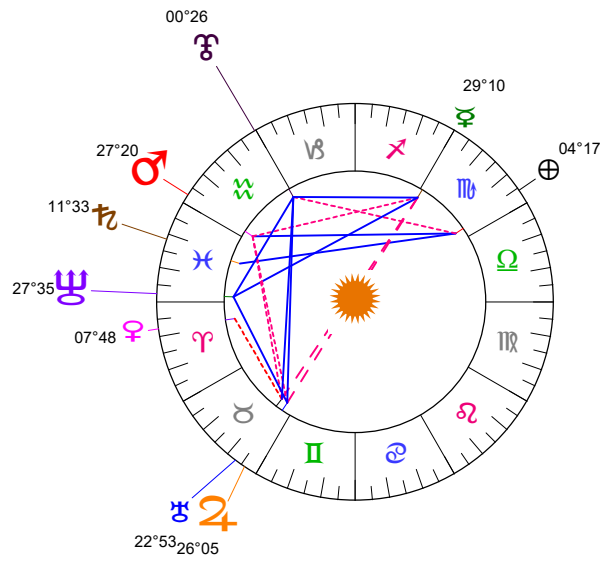
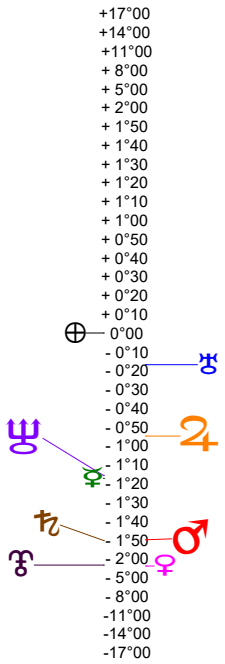
Latitudes héliocentriques

Sphère hélio-écliptique - Intégration

Latitudes géo-écliptiques

Sphère topo-géo-écliptique - Relation

Distances au Soleil en UA



☉	1.006	+
☽	0.460	+
☿	0.726	-
♂	1.383	-
♁	5.010	+
♂	9.705	-
♃	19.595	-
♅	29.901	-
♁	35.000	+

Domification : Placidus

I-VII	06♁♁12
II-VIII	19♁♁11
III-IX	02♁♁23
IV-X	04♁♁07
V-XI	27♁♁19
VI-XII	16♁♁43

Rétrogradations

♁ du 01 04 24 au 28 08 24

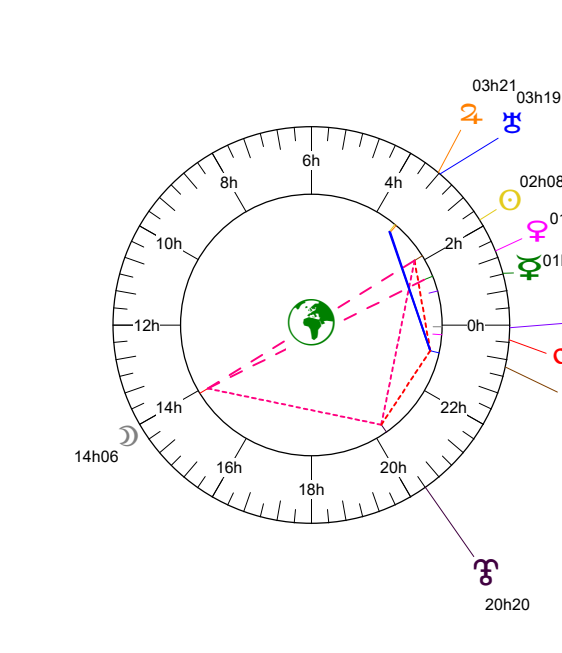
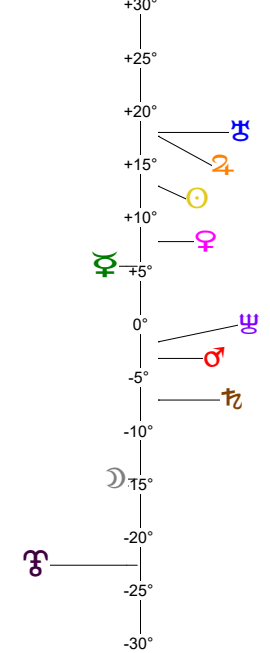
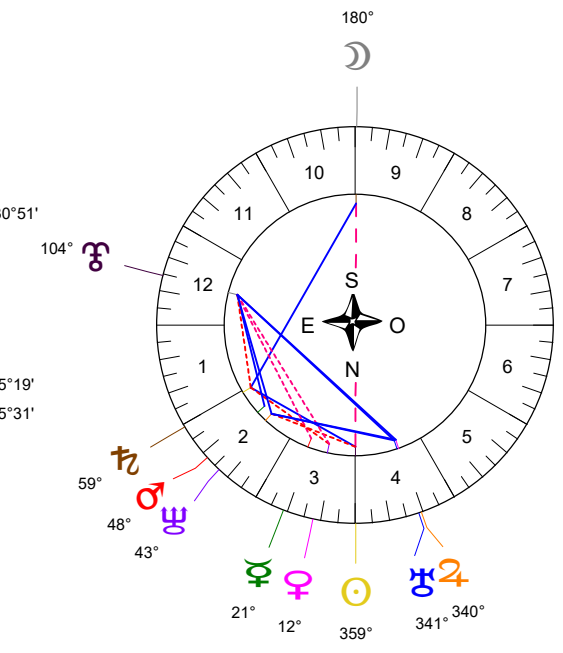
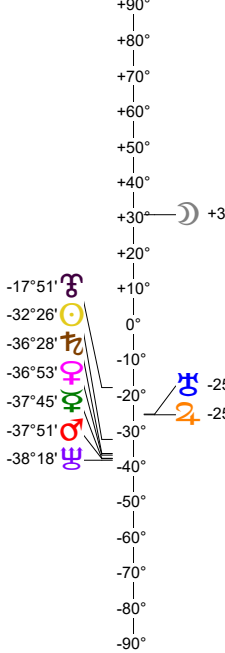
Hauteurs

Sphère locale - Sujet

Déclinaisons

Sphère géo-équatoriale - Objet

Distances à la Terre en UA



☉	1.006	+
☽	399 781 km	-
☿	0.619	+<
♂	1.686	+
♁	2.003	-
♂	5.955	+
♃	10.345	-
♅	20.551	+
♁	30.713	-
♁	34.946	-

IG relatives

	Héliocentr.	Géocentr.
☉	32	31
☽	2	12
☿	22	0
♂	99	1
♁	87	11
♂	35	17
♃	25	16
♅	72	23
♁	51	48