

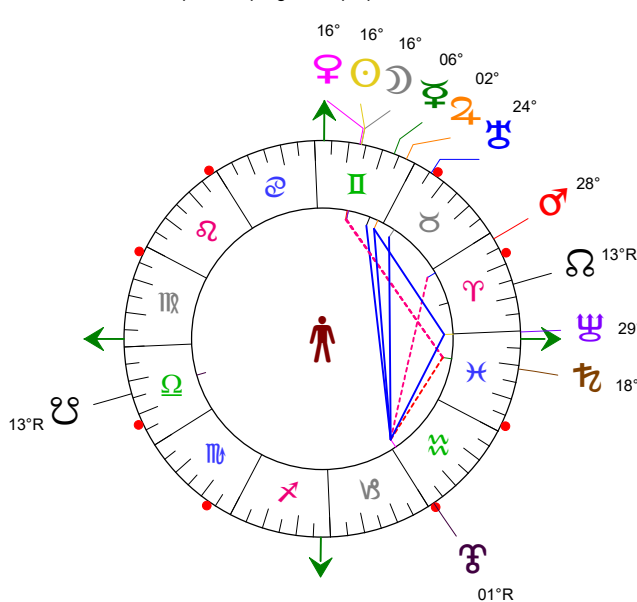
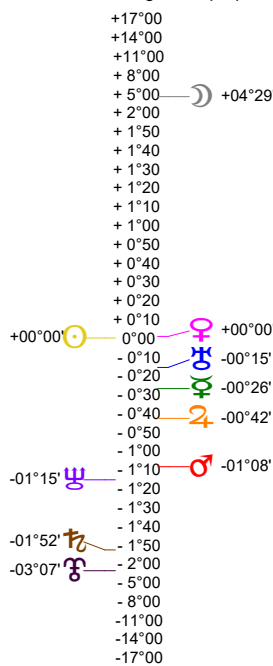
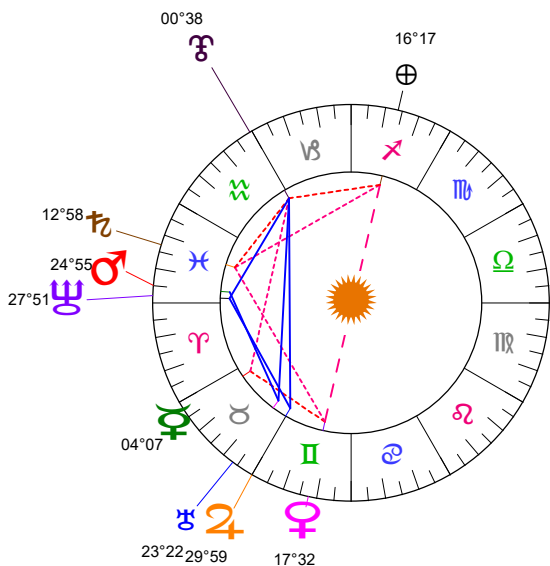
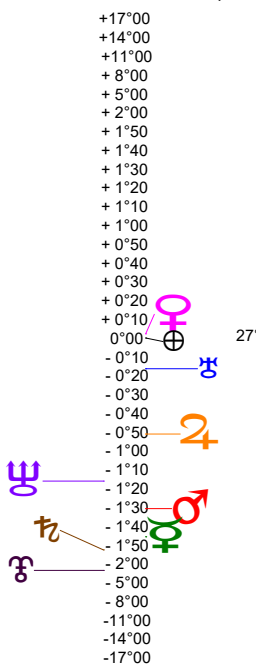
Latitudes héliocentriques

Sphère hélio-écliptique - Intégration

Latitudes géo-écliptiques

Sphère topo-géo-écliptique - Relation

Distances au Soleil en UA



☉	1.015	+
☽	0.323	-
☿	0.720	-
♂	1.388	+
♀	5.021	+
♁	9.693	-
♂♁	19.588	-
♁♂	29.900	-
♁♁	35.029	+

Domification : Placidus

I-VII	27♁♁41
II-VIII	22♁♁47
III-IX	22♁♁56
IV-X	27♁♁13
V-XI	01♁♁39
VI-XII	02♁♁09

Rétrogradations

♁ du 02 05 24 au 12 10 24

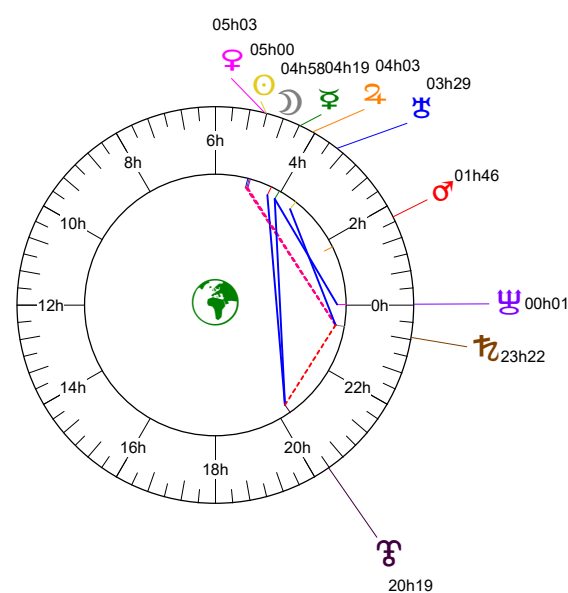
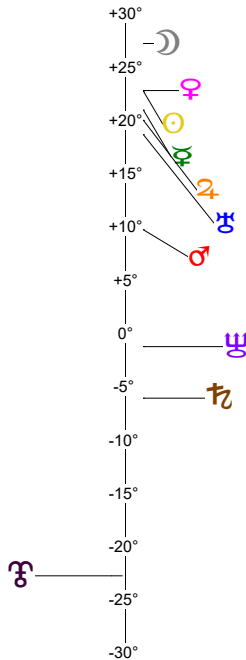
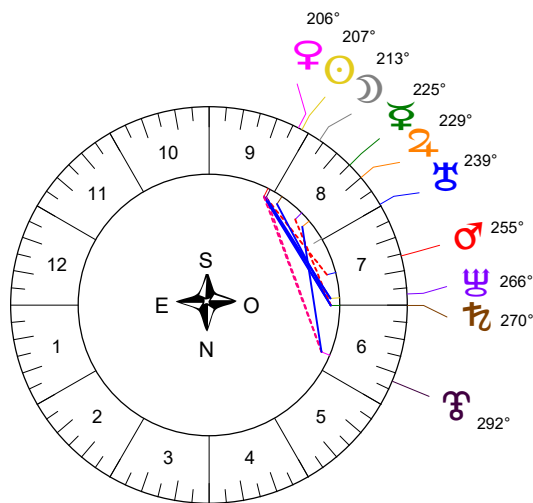
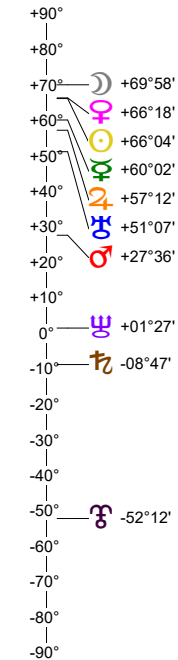
Hauteurs

Sphère locale - Sujet

Déclinaisons

Sphère géo-équatoriale - Objet

Distances à la Terre en UA



☉	1.015	+
☽	376 369 km	+
☿	1.272	+
♂	1.735	+
♀	1.838	-
♁	6.001	-
♁♁	9.687	-
♁♂	20.526	-
♁♁♂	30.119	-
♁♁♁	34.312	-

IG relatives

	Héliocentr.	Géocentr.
☉	5	4
☽	84	65
☿	79	5
♂	97	0
♀	84	2
♁	36	10
♁♁	25	35
♁♁♂	72	16
♁♁♁	51	44
♁♁♁♁		51